

# RECYCLING GUIDE

Village Of West Milwaukee

Department of Public Works

(414) 645-6238

## What to Recycle

## How to Prepare

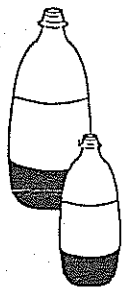
### GLASS CONTAINERS



- Jars & bottles only
- No light bulbs
- No dishes or glasses
- No window glass/mirrors
- No broken glass

- *Rinse Clean*
- Color: clear, green, brown
- No need to remove labels
- Remove lid--place lid in regular garbage

### PLASTIC



- Only containers marked on bottom:



PETE

soda and clean  
liquor bottles



HDPE

milk, detergent, water,  
shampoo and juice bottles, etc.


- No containers for medicine, yogurt,  
cottage cheese, or motor oil

- *Rinse Clean*
- Remove lid--place lid in regular  
garbage



- **NO PLASTIC BAGS**

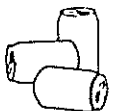
### STEEL CANS



- Food cans only--no cans for  
paint or chemicals

- *Rinse Clean*
- Remove labels
- Remove lid--place lid in regular  
garbage
- Place lid in garbage due to sharp edge

### ALUMINUM



- Cans only
- No foil, pie plates or caps

- *Rinse Clean*

### NEWSPAPERS



- Newsprint (can include inserts)
- Magazines
- Cardboard, of a corrugated nature
- No junk mail
- No cereal boxes, egg cartons or  
pizza boxes

- Tie in bundles of 8" or less  
OR
- Place in brown paper bags,  
keep dry

