

Tax Increment District
Health Department
DPW
Storm Water Fund
Finance
General Fund
Village Board
Fire Department
Budget
Capital Improvement and
Equipment Replacement



Elections
Justice
Village Hall
Inspection Department
Taxes
Employee Benefits
Forestry
Village Hall
Street Lighting
Community Centre
Police
Sanitary Sewer Fund
Information Management

2024 Budget

Capital Improvement and Equipment Replacement Plan

West Milwaukee Village Officials:

President: John Stalewski

Trustees:

Jane Edgar

Dominic Greenfield

Todd Hill

John Ragonese – Pro Tem

Craig Schaefer

Steve Schuettke

Summary, Charts and Graphs



Levy Limits and Expenditure Restraint

State Tax Levy - Maximum Levy Increase Allowed = \$4,871,958

Fund	2021	2022	2023	2024	\$ Change	% Change
General Fund	\$ 3,790,950	\$ 3,909,875	\$ 3,984,635	\$ 4,059,498	\$ 74,863	1.88%
Debt Service Fund	\$ 500,220	\$ 459,968	\$ 460,365	\$ 431,589	\$ (28,776)	-6.25%
Capital Improvement Fund	\$ 550,000	\$ 450,000	\$ 400,000	\$ 380,000	\$ (20,000)	-5.00%
Total	<u>\$ 4,841,170</u>	<u>\$ 4,819,843</u>	<u>\$ 4,845,000</u>	<u>\$ 4,871,087</u>	<u>\$ 26,087</u>	0.53843%

Allowable Increase

Target for 2024	\$ 4,871,318	Total Allowed Increase	\$ 26,318
Target over / (under)	\$ (231)		

Levy Limit:

A municipalities budget growth cannot exceed the 2022 levy (payable 2023) by more than the levy, plus the 2022 personal property aid, plus the net new construction or .54% applied to the 2023 adjusted actual levy.

<i>Total Levy for 2023</i>	\$ 4,845,000
<i>Personal Property Aid</i>	\$ 28,624
<i>Total</i>	\$ 4,873,624
<i>Total 2023</i>	\$ 4,873,624
<i>Net New Construction</i>	\$4,873,625 * .54% = \$ 26,318
	\$ 4,899,942
<i>2023 Personal Property Tax Aid</i>	\$ (28,624)
Total Allowable Levy Limit for 2024	<u>\$ 4,871,318</u>

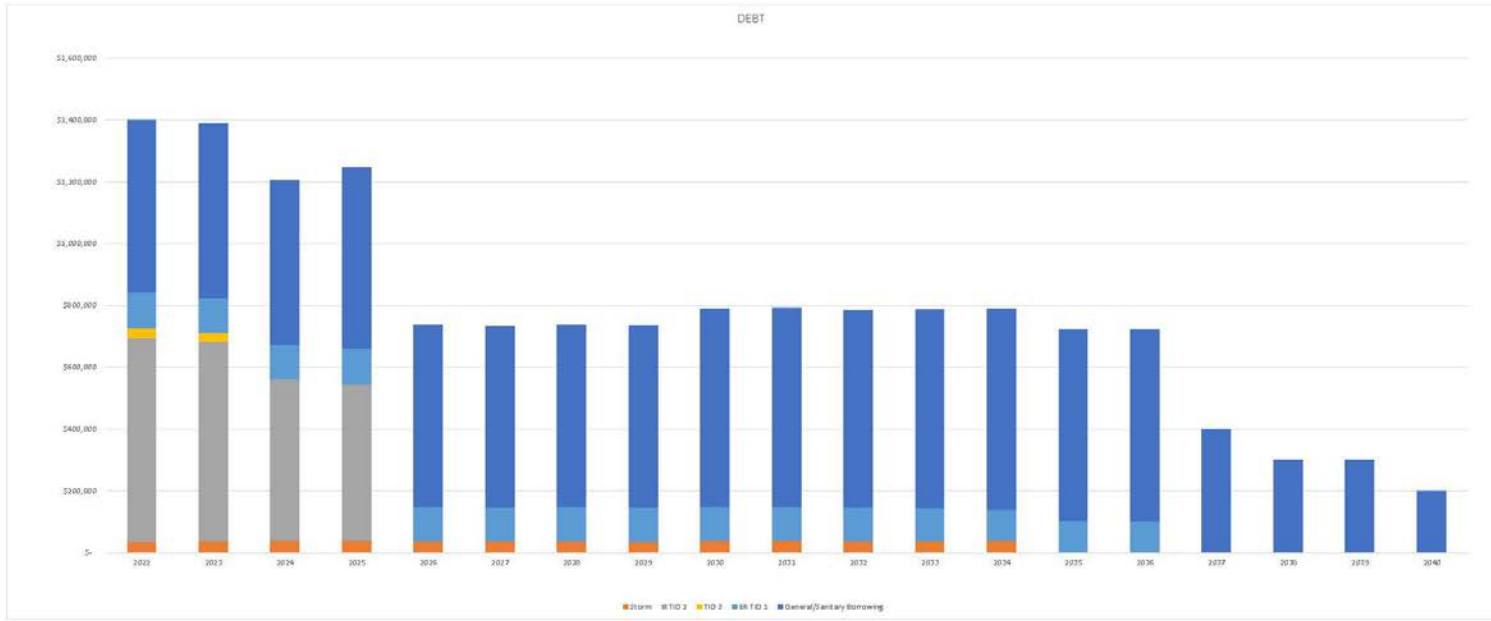
General Fund Maximum for Expenditure Restraint Payment = 4.024%

Fund	2022	2023	2024	Change	% Change
General Fund	\$ 9,230,500	\$ 10,032,076	\$ 10,470,102	\$ 438,026	4.37%
Capital Equipment	\$ 450,000	\$ 400,000	\$ 380,000	\$ (20,000)	-5.00%
Total	\$ 9,680,500	\$ 10,432,076	\$ 10,850,102	\$ 418,026	4.01%

Maximum = \$ 10,851,863 \$ (1,761) **Goal is 4.024%**

Expenditure Restraint: The Village must limit their general fund budget increase to no more than inflation plus a growth factor: 3.7% (CPI) plus 60% of the percentage change in the municipalities equalized value due to net new construction = 3.7% + (60% of .54% = .324) or 4.024%

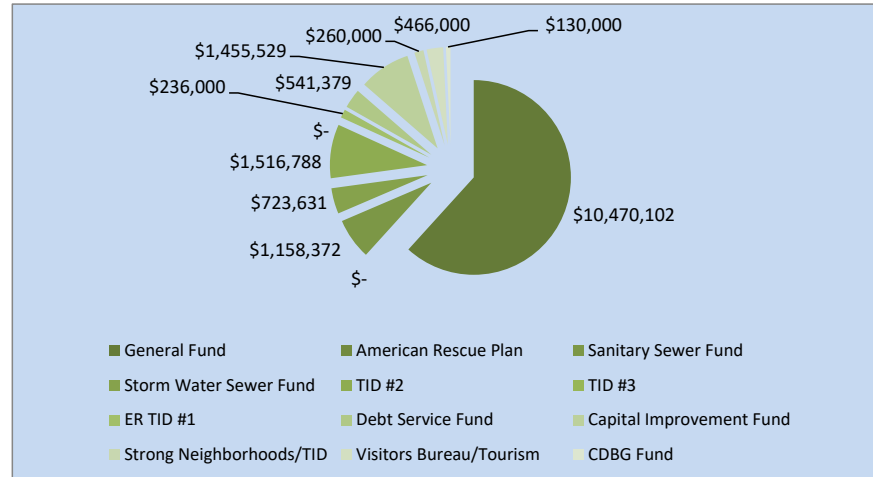
	2022	2023	2024	2025	2026	2027	2028	2029	2030	2031	2032	2033	2034	2035	2036	2037	2038	2039	2040
General	\$ 509,968	\$ 513,576	\$ 481,509	\$ 509,633	\$ 512,345	\$ 503,770	\$ 511,901	\$ 513,683	\$ 540,108	\$ 541,211	\$ 537,067	\$ 542,475	\$ 547,149	\$ 466,310	\$ 471,101	\$ 291,200	\$ 150,000	\$ 150,000	\$ 150,000
Specialty Bonding	\$ 50,000	\$ 50,000	\$ 50,000	\$ 75,000	\$ 75,000	\$ 75,000	\$ 75,000	\$ 75,000	\$ 180,000	\$ 180,000	\$ 100,000	\$ 100,000	\$ 100,000	\$ 150,000	\$ 150,000	\$ 150,000	\$ 150,000	\$ 150,000	\$ 50,000
TOTAL	\$ 559,968	\$ 563,576	\$ 531,509	\$ 584,633	\$ 587,345	\$ 578,770	\$ 586,901	\$ 588,683	\$ 640,108	\$ 641,211	\$ 637,067	\$ 642,475	\$ 647,149	\$ 616,310	\$ 622,101	\$ 441,200	\$ 300,000	\$ 300,000	\$ 200,000
Storm	\$ 36,213	\$ 36,681	\$ 40,063	\$ 39,350	\$ 38,600	\$ 37,813	\$ 36,988	\$ 36,125	\$ 40,150	\$ 39,078	\$ 37,984	\$ 36,869	\$ 40,650						
TID 2	\$ 660,000	\$ 647,000	\$ 522,500	\$ 507,500															
TID 3	\$ 30,900	\$ 30,300																	
ER TID 1	\$ 113,429	\$ 111,490	\$ 109,790	\$ 113,040	\$ 111,240	\$ 109,440	\$ 112,590	\$ 110,690	\$ 108,790	\$ 111,840	\$ 109,840	\$ 107,790	\$ 100,695	\$ 103,500	\$ 101,175				
IP	\$ 71,429	\$ 71,429	\$ 71,429	\$ 71,426															



Debt Summary

Fund Summary

Fund	2021 Adopted	2022 Adopted	2023 Adopted	2024 Adopted	2023 vs. 2024	2023 vs 2024
General Fund	\$ 8,841,260	\$ 9,230,500	\$ 10,032,076	\$ 10,470,102	\$ 438,026	4.37%
American Rescue Plan	\$ -	\$ 214,361	\$ 409,500	\$ -	\$ (409,500)	-100.00%
Sanitary Sewer Fund	\$ 1,160,053	\$ 1,264,427	\$ 3,555,737	\$ 1,158,372	\$ (2,397,365)	-67.42%
Storm Water Sewer Fund	\$ 468,000	\$ 533,000	\$ 607,665	\$ 723,631	\$ 115,966	19.08%
TID #2	\$ 1,072,475	\$ 768,815	\$ 760,038	\$ 1,516,788	\$ 756,750	99.57%
TID #3	\$ 100,000	\$ 133,940	\$ -	\$ -	\$ -	#DIV/0!
ER TID #1	\$ 212,000	\$ 238,500	\$ 230,500	\$ 236,000	\$ 5,500	2.39%
Debt Service Fund	\$ 1,433,096	\$ 1,295,092	\$ 1,222,104	\$ 541,379	\$ (680,725)	-55.70%
Capital Improvement Fund	\$ 749,200	\$ 697,929	\$ 2,681,929	\$ 1,455,529	\$ (1,226,400)	-45.73%
Strong Neighborhoods/TID	\$ -	\$ 69,000	\$ -	\$ 260,000	\$ 260,000	#DIV/0!
Visitors Bureau/Tourism	\$ 90,000	\$ 125,000	\$ 200,000	\$ 466,000	\$ 266,000	133.00%
CDBG Fund	\$ 50,000	\$ 110,000	\$ 135,000	\$ 130,000	\$ (5,000)	-3.70%
Total All Funds:	\$ 14,176,084	\$ 14,680,564	\$ 19,834,549	\$ 16,957,801	\$ (2,876,748)	-14.50%



Sanitary Sewer Administrative Chargeback's

	2024 Salary & Benefits	% of Time Spent	Cost To Fund
<u>Personnel</u>			
Village Administrator	\$ 162,489	7.00%	\$ 11,374
DPW Superintendent	\$ 140,277	12.00%	\$ 16,833
Clerk/ Treasurer	\$ 109,484	12.00%	\$ 13,138
	<hr/>		
	\$ 412,251		\$ 41,346
<u>Office Expenses</u>			
Telephone	\$ 10,800	7.00%	\$ 756
Utilities	\$ 57,600	7.00%	\$ 4,032
Building Maintenance	\$ 38,800	7.00%	\$ 2,716
Insurance	\$ 140,390	7.00%	\$ 9,827
Office Supplies	\$ 11,700	7.00%	\$ 819
Maintenance Agreements	\$ 3,500	7.00%	\$ 245
Information Management	\$ 40,500	7.00%	\$ 2,835
Payroll Processing	\$ 18,000	7.00%	\$ 1,260
DPW Uniforms	\$ 4,400	20.00%	\$ 880
	<hr/>		
	\$ 325,690		\$ 23,370
			\$ 64,716
	Round to:		\$ 64,710

Storm Sewer Administrative Chargeback's

	2024 & Benefits	% of Time Spent	Cost To Fund
<u>Personnel</u>			
Village Administrator	\$ 162,489	7.00%	\$ 11,374
DPW Superintendent	\$ 140,277	12.00%	\$ 16,833
Clerk/ Treasurer	\$ 109,484	12.00%	\$ 13,138
	<hr/>		
	\$ 412,251		\$ 41,346
<u>Office Expenses</u>			
Telephone	\$ 10,800	7.00%	\$ 756
Utilities	\$ 57,600	7.00%	\$ 4,032
Building Maintenance	\$ 38,800	7.00%	\$ 2,716
Insurance	\$ 140,390	5.00%	\$ 7,020
Office Supplies	\$ 11,700	7.00%	\$ 819
Maintenance Agreements	\$ 3,500	7.00%	\$ 245
Information Management	\$ 40,500	7.00%	\$ 2,835
Payroll Processing	\$ 18,000	7.00%	\$ 1,260
DPW Uniforms	\$ 4,400	20.00%	\$ 880
	<hr/>		
	\$ 325,690		\$ 20,563
			\$ 61,908
		Rounded to:	\$ 61,908

TID #2 Administrative Chargeback's

	2024 & Benefits	% of Time Spent	Cost To Fund
Village Administrator	\$ 162,489	5.00%	\$ 8,124
Administrative Assistant	\$ 70,500	5.00%	\$ 3,525
Plan Commission Secretary	\$ 94,287	5.00%	\$ 4,714
	<hr/>		<hr/>
	\$ 327,276		\$ 16,364
<u>Office Expenses</u>			
Telephone	\$ 10,800	2.00%	\$ 216
Utilities	\$ 57,600	2.00%	\$ 1,152
Building Maintenance	\$ 38,800	2.00%	\$ 776
Insurance	\$ 140,390	2.00%	\$ 2,808
Office Supplies	\$ 11,700	2.00%	\$ 234
Maintenance Agreements	\$ 3,500	2.00%	\$ 70
Information Management	\$ 40,500	2.00%	\$ 810
Payroll Processing	\$ 18,000	2.00%	\$ 360
Engineering Services	\$ 100,000	2.00%	\$ 2,000
Legal Fees	\$ 50,000	2.00%	\$ 1,000
	<hr/>		<hr/>
	\$ 471,290		\$ 9,426
			\$ 25,790
	Rounded To:		\$ 25,788

ER TID #1 Administrative Chargeback's

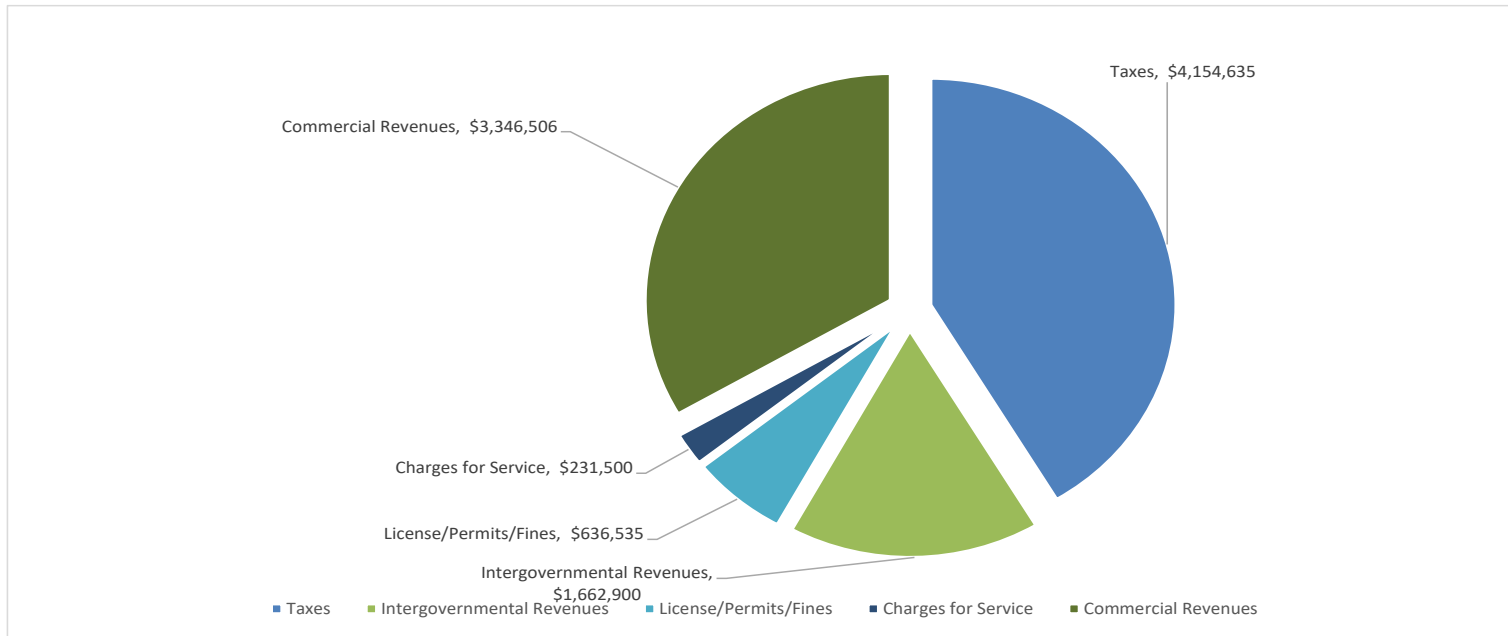
	2024 & Benefits	% of Time Spent	Cost To Fund
Village Administrator	\$ 162,489	3.00%	\$ 4,875
Administrative Assistant	\$ 70,500	3.00%	\$ 2,115
Plan Commission Secretary	\$ 94,287	3.00%	\$ 2,829
	<hr/>		<hr/>
	\$ 327,276		\$ 9,818
			\$ 9,816
	Rounded To:		\$ 9,816

General Fund



General Fund Revenues

Department	2021 Adopted	2022 Adopted	2023 Adopted	2024 Adopted	2023 vs. 2024\$	2023 vs. 2024%
Taxes	\$ 3,944,543	\$ 4,063,468	\$ 4,154,635	\$ 4,254,498	\$ 99,863	2.4%
Intergovernmental Revenues	\$ 1,639,447	\$ 1,624,325	\$ 1,662,900	\$ 1,721,691	\$ 58,791	3.5%
License/Permits/Fines	\$ 587,280	\$ 640,325	\$ 636,535	\$ 618,740	\$ (17,795)	-2.8%
Charges for Service	\$ 207,640	\$ 213,075	\$ 231,500	\$ 204,222	\$ (27,278)	-11.8%
Commercial Revenues	\$ 2,462,350	\$ 2,689,307	\$ 3,346,506	\$ 3,670,951	\$ 324,445	9.7%
Total	\$ 8,841,260	\$ 9,230,500	\$ 10,032,076	\$ 10,470,102	\$ 438,026	4.4%



General Fund Expenditures

Department	2021 Adopted	2022 Adopted	2023 Adopted	2024 Adopted	2023 vs. 2024\$	2023 vs. 2024%
Village Board	\$ 24,700	\$ 24,700	\$ 27,600	\$ 29,700	\$ 2,100	7.61%
Clerk/Treasurer	\$ 193,700	\$ 196,200	\$ 202,200	\$ 207,100	\$ 4,900	2.42%
Information Management	\$ 27,600	\$ 28,600	\$ 29,100	\$ 40,500	\$ 11,400	39.18%
Village Administrator	\$ 230,400	\$ 231,600	\$ 233,600	\$ 227,600	\$ (6,000)	-2.57%
Justice	\$ 76,905	\$ 71,934	\$ 72,074	\$ 73,291	\$ 1,217	1.69%
Elections/Board of Review	\$ 8,200	\$ 13,200	\$ 11,200	\$ 18,600	\$ 7,400	66.07%
Village Hall/Community Center	\$ 166,500	\$ 159,300	\$ 168,200	\$ 168,585	\$ 385	0.23%
Insurance	\$ 187,000	\$ 191,000	\$ 189,200	\$ 194,320	\$ 5,120	2.71%
Employee Benefits	\$ 1,283,300	\$ 1,269,600	\$ 1,300,300	\$ 1,307,180	\$ 6,880	0.53%
Miscellaneous	\$ 141,200	\$ 192,910	\$ 192,910	\$ 185,600	\$ (7,310)	-3.79%
Police	\$ 2,501,855	\$ 2,595,828	\$ 2,685,157	\$ 2,808,436	\$ 123,279	4.59%
Fire	\$ 1,128,400	\$ 1,151,100	\$ 1,173,900	\$ 1,197,530	\$ 23,630	2.01%
Inspections	\$ 138,500	\$ 139,940	\$ 138,435	\$ 125,600	\$ (12,835)	-9.27%
Health	\$ 81,000	\$ 83,000	\$ 84,700	\$ 86,260	\$ 1,560	1.84%
Garbage Removal	\$ 181,200	\$ 187,500	\$ 181,000	\$ 191,500	\$ 10,500	5.80%
Roadway Maintenance	\$ 368,100	\$ 356,500	\$ 372,500	\$ 370,600	\$ (1,900)	-0.51%
Street Lighting/Traffic Signal	\$ 167,500	\$ 168,600	\$ 182,700	\$ 183,300	\$ 600	0.33%
Municipal Garage	\$ 163,600	\$ 163,700	\$ 169,100	\$ 169,100	\$ -	0.00%
Forestry	\$ 26,100	\$ 57,600	\$ 57,700	\$ 58,300	\$ 600	1.04%
Library	\$ 102,000	\$ 105,000	\$ 80,000	\$ 77,000	\$ (3,000)	-3.75%
Other	\$ 1,643,000	\$ 1,842,188	\$ 2,480,000	\$ 2,749,500	\$ 269,500	10.87%
Development Authority	\$ 500	\$ 500	\$ 500	\$ 500	\$ -	0.00%
Total	\$ 8,841,260	\$ 9,230,500	\$ 10,032,076	\$ 10,470,102	\$ 438,026	4.37%
Capital Equipment	\$ 550,000	\$ 450,000	\$ 400,000	\$ 380,000	\$ (20,000)	-5.00%
	\$ 9,391,260	\$ 9,680,500	\$ 10,432,076	\$ 10,850,102	\$ 418,026	4.01%

General Ledger
Revenue Budget
Worksheet

General Fund Rev	\$ 10,470,102.00	Total Revenue	\$ 16,957,801.00
General Fund Exp	\$ 10,470,102.00	Total Expenses	\$ 16,957,801.00
Difference	\$ -	Difference	\$ -

Period 01 - 13
Fiscal Year 2023

Account Number	Description	2020 Actual	2021 Actual	2022 Adopted	2023 Adopted	Month to Date 8/31/2023	2023 Projected	2024 Adopted
01								
General Fund Revenues								
TAXES								
01-41-4100-4101	General Property Taxes	\$ 3,621,497.64	\$ 3,790,950.00	\$ 3,909,875.00	\$ 3,984,635.00	\$ 3,984,635.00	\$ 3,984,635.00	\$ 4,059,498.00
01-41-4100-4103	Hotel Room Tax	\$ 62,291.00	\$ 68,593.00	\$ 68,593.00	\$ 85,000.00	\$ 132,321.53	\$ 130,000.00	\$ 110,000.00
01-41-4100-4106	Payment/Lieu Of Taxes	\$ 93,366.36	\$ 85,694.11	\$ 86,065.34	\$ 85,000.00	\$ 87,179.06	\$ 87,179.06	\$ 85,000.00
	Total	\$ 3,777,155.00	\$ 3,945,237.11	\$ 4,064,533.34	\$ 4,154,635.00	\$ 4,204,135.59	\$ 4,201,814.06	\$ 4,254,498.00
INTERGOVERNMENTAL REVENUES								
01-42-4200-4201	Fire Insurance Dues	\$ 14,910.47	\$ 16,028.19	\$ 15,345.57	\$ 15,000.00	\$ 17,573.53	\$ 17,573.53	\$ 16,000.00
01-42-4200-4202	Highway Aid Allocation	\$ 591,807.45	\$ 552,121.90	\$ 504,269.44	\$ 525,000.00	\$ 351,815.22	\$ 450,957.00	\$ 435,080.00
01-42-4200-4203	Recycling Grant/Green Solution Grant	\$ 42,332.83	\$ 52,316.12	\$ 42,938.50	\$ 48,000.00	\$ 43,090.07	\$ 48,000.00	\$ 46,000.00
01-42-4200-4204	State Shared Revenues	\$ 963,964.97	\$ 963,354.36	\$ 931,564.37	\$ 951,500.00	\$ 327,960.91	\$ 951,717.77	\$ 1,089,711.00
01-42-4200-4207	Police Training	\$ -	\$ 3,040.00	\$ 3,040.00	\$ 2,500.00	\$ -	\$ 2,500.00	\$ 4,000.00
01-42-4200-4214	WA/WM Liaison Reimbursement	\$ 6,900.00	\$ 21,972.47	\$ 13,751.90	\$ 10,000.00	\$ -	\$ 10,000.00	\$ 20,000.00
01-42-4200-4216	Exempt Computer Aid	\$ 81,324.88	\$ 81,324.88	\$ 83,507.25	\$ 81,425.00	\$ 81,425.00	\$ 81,425.00	\$ 81,425.00
01-42-4200-4218	Personal Property Tax Aid	\$ 28,624.38	\$ -	\$ 28,624.38	\$ 29,475.00	\$ 29,475.10	\$ 29,475.10	\$ 29,475.00
	Total	\$ 1,729,864.98	\$ 1,690,157.92	\$ 1,623,041.41	\$ 1,662,900.00	\$ 851,339.83	\$ 1,591,648.40	\$ 1,721,691.00
LICENSES/PERMITS/FINES								
01-43-4300-4301	Class A/B Beer/Liquor License	\$ 14,300.00	\$ 13,669.97	\$ 13,540.00	\$ 13,000.00	\$ 14,000.00	\$ 14,000.00	\$ 15,000.00
01-43-4300-4303	Beverage Operator License	\$ 1,315.00	\$ 4,215.00	\$ 1,755.00	\$ 4,000.00	\$ 2,810.00	\$ 3,200.00	\$ 1,700.00
01-43-4300-4305	Food/Restaurant License	\$ 30,354.50	\$ 33,506.50	\$ 39,255.00	\$ 33,000.00	\$ 38,735.30	\$ 39,000.00	\$ 35,000.00
01-43-4300-4309	Auto Salvage Dealer License	\$ 1,000.00	\$ 1,000.00	\$ 1,000.00	\$ 1,000.00	\$ 200.00	\$ 1,000.00	\$ 1,000.00
01-43-4300-4310	Dog & Cat License	\$ 1,194.40	\$ 1,170.36	\$ 1,386.14	\$ 1,200.00	\$ 639.60	\$ 1,000.00	\$ 1,200.00
01-43-4300-4312	Sign License	\$ 13,034.00	\$ 16,372.00	\$ 20,049.15	\$ 17,000.00	\$ 17,700.00	\$ 18,000.00	\$ 18,000.00
01-43-4300-4327	Comm. Refuse Haulers Lic	\$ 5,100.00	\$ 4,276.00	\$ 3,400.00	\$ 4,000.00	\$ 500.00	\$ 3,000.00	\$ 3,200.00
01-43-4300-4340	Second Hand Dealers License	\$ 137.50	\$ 136.90	\$ 110.00	\$ 135.00	\$ 55.00	\$ 135.00	\$ 140.00
01-43-4300-4401	Building Permit	\$ 44,863.20	\$ 31,921.07	\$ 46,665.78	\$ 60,000.00	\$ 55,393.75	\$ 65,000.00	\$ 60,000.00
01-43-4300-4402	Electrical Permit	\$ 11,105.31	\$ 9,886.03	\$ 9,029.67	\$ 15,000.00	\$ 5,835.41	\$ 10,000.00	\$ 13,000.00
01-43-4300-4405	Occupancy Permit	\$ 2,688.00	\$ 3,103.00	\$ 4,690.00	\$ 3,200.00	\$ 1,730.00	\$ 3,000.00	\$ 3,500.00
01-43-4300-4406	Parking Permit	\$ 55,997.00	\$ 57,964.33	\$ 52,197.80	\$ 60,000.00	\$ 45,385.64	\$ 60,000.00	\$ 58,000.00
01-43-4300-4407	Plumbing Permit	\$ 4,921.50	\$ 2,667.05	\$ 3,842.16	\$ 5,000.00	\$ 3,580.57	\$ 4,000.00	\$ 5,000.00
01-43-4300-4408	Special Permit	\$ 22,292.00	\$ 29,340.00	\$ 32,110.00	\$ 30,000.00	\$ 18,840.00	\$ 25,000.00	\$ 32,000.00
01-43-4300-4412	Misc. Permits & Licenses	\$ 6,972.50	\$ 13,106.00	\$ 18,337.56	\$ 15,000.00	\$ 4,947.35	\$ 10,000.00	\$ 12,000.00
01-43-4300-4501	Court Fines	\$ 284,476.93	\$ 279,213.84	\$ 254,464.97	\$ 300,000.00	\$ 195,210.11	\$ 250,000.00	\$ 280,000.00
01-43-4300-4502	Surcharges-Surtax	\$ (80,774.02)	\$ (96,786.37)	\$ (80,198.10)	\$ (85,000.00)	\$ (76,330.28)	\$ (85,000.00)	\$ (80,000.00)
01-43-4300-4503	Parking Fines	\$ 117,207.70	\$ 152,672.69	\$ 124,957.54	\$ 160,000.00	\$ 76,330.28	\$ 130,000.00	\$ 160,000.00
	Total	\$ 536,185.52	\$ 557,434.37	\$ 546,592.67	\$ 636,535.00	\$ 405,562.73	\$ 551,335.00	\$ 618,740.00

General Ledger
Revenue Budget
Worksheet

General Fund Rev	\$ 10,470,102.00	Total Revenue	\$ 16,957,801.00
General Fund Exp	\$ 10,470,102.00	Total Expenses	\$ 16,957,801.00
Difference	\$ -	Difference	\$ -

Period 01 - 13
Fiscal Year 2023

Account Number	Description	2020 Actual	2021 Actual	2022 Adopted	2023 Adopted	Month to Date 8/31/2023	2023 Projected	2024 Adopted
01								
General Fund Revenues								
PUBLIC CHARGES FOR SERVICE								
01-46-4600-4602	Business Alarm Fees	\$ 1,050.00	\$ 640.00	\$ 2,360.00	\$ 1,600.00	\$ 350.00	\$ 1,600.00	\$ 2,000.00
01-46-4600-4608	Admin Chg Sanitary Sewer	\$ 51,905.00	\$ 55,600.00	\$ 60,020.00	\$ 65,400.00	\$ 43,600.00	\$ 65,400.00	\$ 64,710.00
01-46-4600-4612	Fire Inspection Fees	\$ 28,800.84	\$ 33,303.00	\$ 25,310.00	\$ 28,000.00	\$ -	\$ 28,000.00	\$ 28,000.00
01-46-4600-4613	Garbage Collection Fees	\$ 10,772.70	\$ 11,062.00	\$ 13,738.20	\$ 12,000.00	\$ 12,519.00	\$ 13,000.00	\$ 12,000.00
01-46-4600-4614	Admin Chg Storm Sewer	\$ 51,908.00	\$ 55,600.00	\$ 57,080.00	\$ 62,400.00	\$ 41,600.00	\$ 62,400.00	\$ 61,908.00
01-46-4600-4616	Administration Charge -TIF # 2	\$ 100,260.00	\$ 42,400.00	\$ 48,015.00	\$ 52,500.00	\$ 35,000.00	\$ 52,500.00	\$ 25,788.00
01-46-4600-4617	Administration Charge-TIF # 3	\$ 8,355.00	\$ 9,270.00	\$ 2,213.31	\$ -	\$ -	\$ -	\$ -
01-46-4600-4619	Administration Charge-ER TIF # 1	\$ 8,355.00	\$ 9,270.00	\$ 9,120.00	\$ 9,600.00	\$ 6,400.00	\$ 9,600.00	\$ 9,816.00
	Total	\$ 261,406.54	\$ 217,145.00	\$ 217,856.51	\$ 231,500.00	\$ 139,469.00	\$ 232,500.00	\$ 204,222.00
COMMERCIAL REVENUES								
01-47-4700-4701	Interest On Investments	\$ 83,473.62	\$ 21,721.11		\$ 40,000.00	\$ 16,492.00	\$ 55,000.00	\$ 50,000.00
01-47-4700-4702	Interest Penalty Delinq Tax	\$ 40,321.64	\$ 45,902.79	\$ 25,861.37	\$ 45,000.00	\$ 11,352.22	\$ 20,000.00	\$ 45,000.00
01-47-4700-4704	Rental/Sale Village Prop.	\$ 196,640.00	\$ 202,690.00	\$ 207,610.00	\$ 213,000.00	\$ 6,600.00	\$ 213,000.00	\$ 215,500.00
01-47-4700-4705	Insurance Rebates	\$ 7,427.00	\$ 13,816.00	\$ 1,301.05	\$ 5,000.00	\$ 10,407.00	\$ 10,407.00	\$ 5,000.00
01-47-4700-4707	Cable TV-Franchise Fee	\$ 32,186.93	\$ 28,489.07	\$ 26,403.62	\$ 32,000.00	\$ 24,498.92	\$ 30,000.00	\$ 32,000.00
01-47-4700-4708	Misc. Commercial Revenues	\$ 25,826.22	\$ 27,412.12	\$ 40,924.69	\$ 33,200.00	\$ 49,343.69	\$ 60,000.00	\$ 40,000.00
01-47-4700-4711	Fund Balance Applied	\$ -	\$ -		\$ 2,978,306.00	\$ -	\$ -	\$ 3,283,451.00
	Total	\$ 385,875.41	\$ 340,031.09	\$ 302,100.73	\$ 3,346,506.00	\$ 118,693.83	\$ 388,407.00	\$ 3,670,951.00
01	Total General Fund	\$ 6,690,487.45	\$ 6,750,005.49	\$ 6,754,124.66	\$ 10,032,076.00	\$ 5,719,200.98	\$ 6,965,704.46	\$ 10,470,102.00

General Ledger
Expenditure Budget
Worksheet

Period 01 - 13
Fiscal Year 2024

Account Number	Description	2020 Actual	2021 Actual	2022 Actual	2023 Approved	Month to Date 8/31/2023	2023 Projected	2024 Adopted
General Fund Expenditures								
VILLAGE BOARD								
01-51-5111-5101	Salaries & Wages	\$ 19,200.00	\$ 19,000.00	\$ 19,605.00	\$ 22,600.00	\$ 14,600.00	\$ 22,600.00	\$ 25,700.00
01-51-5111-5301	Professional Development	\$ 769.10	\$ 2,255.85	\$ 827.27	\$ 2,500.00	\$ 154.92	\$ 500.00	\$ 2,000.00
01-51-5111-5401	Dues & Subscriptions	\$ 350.00	\$ 481.62	\$ 2,225.05	\$ 2,500.00	\$ 135.81	\$ 300.00	\$ 2,000.00
	Total	\$ 20,319.10	\$ 21,737.47	\$ 22,657.32	\$ 27,600.00	\$ 14,890.73	\$ 23,400.00	\$ 29,700.00
CLERK/TREASURER								
01-51-5121-5101	Salaries & Wages	\$ 136,863.82	\$ 139,558.00	\$ 142,295.35	\$ 146,000.00	\$ 90,249.91	\$ 146,000.00	\$ 150,400.00
01-51-5121-5215	Payroll Processing	\$ 16,199.00	\$ 16,745.00	\$ 17,801.63	\$ 18,000.00	\$ 11,984.26	\$ 18,000.00	\$ 18,000.00
01-51-5121-5301	Professional Development	\$ 299.00	\$ 878.76	\$ 2,434.19	\$ 2,500.00	\$ 906.75	\$ 2,500.00	\$ 2,500.00
01-51-5121-5304	Maintenance Agreements	\$ 3,117.52	\$ 1,905.00	\$ 1,746.00	\$ 3,500.00	\$ 2,476.46	\$ 3,500.00	\$ 3,500.00
01-51-5121-5311	Recodification	\$ 4,912.12	\$ 4,134.14	\$ 2,825.62	\$ 4,500.00	\$ 3,008.22	\$ 4,000.00	\$ 4,500.00
01-51-5121-5320	Tax Bill Preparation & Mailing	\$ 1,293.05	\$ 1,377.71	\$ 1,584.92	\$ 2,000.00	\$ -	\$ 1,800.00	\$ 2,000.00
01-51-5121-5401	Dues & Subscriptions	\$ 565.00	\$ 685.00	\$ 465.00	\$ 700.00	\$ 500.00	\$ 700.00	\$ 700.00
01-51-5121-5402	Office Supplies	\$ 9,897.86	\$ 10,414.14	\$ 6,561.70	\$ 11,000.00	\$ 4,445.05	\$ 7,000.00	\$ 11,000.00
01-51-5121-5403	Minutes/Legal Notices	\$ 1,345.89	\$ 2,159.48	\$ 1,975.96	\$ 3,000.00	\$ 504.97	\$ 2,500.00	\$ 3,000.00
01-51-5121-5406	Postage	\$ 6,580.05	\$ 9,211.62	\$ 5,500.00	\$ 8,000.00	\$ 4,800.00	\$ 8,000.00	\$ 8,000.00
01-51-5121-5450	Golden Agers Club	\$ -	\$ -	\$ -	\$ 500.00	\$ -	\$ -	\$ 500.00
01-51-5121-5457	Newsletter and Postage	\$ 2,223.63	\$ -	\$ 2,471.84	\$ 2,500.00	\$ 1,529.52	\$ 2,500.00	\$ 3,000.00
	Total	\$ 183,296.94	\$ 187,068.85	\$ 185,662.21	\$ 202,200.00	\$ 120,405.14	\$ 196,500.00	\$ 207,100.00
INFORMATION MANAGEMENT								
01-51-5123-5304	Maintenance Agreements	\$ 10,833.00	\$ 11,652.65	\$ 11,943.39	\$ 12,500.00	\$ 13,075.29	\$ 13,100.00	\$ 22,900.00
01-51-5123-5455	Computer Support/West Allis	\$ 9,680.00	\$ 9,239.99	\$ 9,600.00	\$ 12,000.00	\$ 7,200.00	\$ 12,000.00	\$ 12,000.00
01-51-5123-5456	Internet Charges	\$ 4,226.71	\$ 4,889.33	\$ 5,176.93	\$ 4,600.00	\$ 3,331.96	\$ 4,600.00	\$ 5,600.00
	Total	\$ 24,739.71	\$ 25,781.97	\$ 26,720.32	\$ 29,100.00	\$ 23,607.25	\$ 29,700.00	\$ 40,500.00
ADMINISTRATIVE								
01-51-5131-5101	Salaries & Wages	\$ 154,942.08	\$ 153,038.35	\$ 145,845.07	\$ 167,000.00	\$ 109,954.49	\$ 150,000.00	\$ 167,000.00
01-51-5131-5301	Professional Development	\$ 3,084.56	\$ 4,082.01	\$ 2,492.87	\$ 3,000.00	\$ 4,065.54	\$ 4,100.00	\$ 3,000.00
01-51-5131-5316	Law Fees-General Government	\$ 46,311.60	\$ 37,199.16	\$ 42,689.00	\$ 50,000.00	\$ 25,775.10	\$ 45,000.00	\$ 50,000.00
01-51-5131-5401	Dues & Subscriptions	\$ 1,296.38	\$ 2,320.15	\$ 788.87	\$ 1,600.00	\$ 63.74	\$ 1,000.00	\$ 1,600.00
01-51-5131-5417	Miscellaneous Expenses	\$ 3,037.00	\$ 11,576.23	\$ 10,342.74	\$ 12,000.00	\$ 11,292.82	\$ 12,000.00	\$ 6,000.00
	Total	\$ 208,671.62	\$ 208,215.90	\$ 202,158.55	\$ 233,600.00	\$ 151,151.69	\$ 212,100.00	\$ 227,600.00

General Ledger
Expenditure Budget
Worksheet

Period 01 - 13
Fiscal Year 2024

Account Number	Description	2020 Actual	2021 Actual	2022 Actual	2023 Approved	Month to Date 8/31/2023	2023 Projected	2024 Adopted
General Fund Expenditures								
JUSTICE								
01-51-5141-5101	Salaries & Wages	\$ 18,718.32	\$ 19,093.68	\$ 19,617.24	\$ 20,157.00	\$ 13,437.84	\$ 20,157.00	\$ 20,661.00
01-51-5141-5103	Salaries & Wages-Court Clerk	\$ 26,875.29	\$ 26,575.18	\$ 26,345.12	\$ 35,000.00	\$ 15,062.67	\$ 28,000.00	\$ 35,875.00
01-51-5141-5301	Professional Development	\$ 794.97	\$ 849.00	\$ 1,597.93	\$ 1,500.00	\$ 793.94	\$ 1,500.00	\$ 1,600.00
01-51-5141-5304	Maintenance Agreements	\$ 6,733.00	\$ 6,733.00	\$ 6,934.00	\$ 7,142.00	\$ 7,142.00	\$ 7,142.00	\$ 7,355.00
01-51-5141-5401	Dues & Subscriptions	\$ 174.19	\$ 179.99	\$ 214.99	\$ 975.00	\$ 190.00	\$ 300.00	\$ 500.00
01-51-5141-5402	Office Supplies	\$ 916.12	\$ 561.94	\$ 1,034.89	\$ 1,000.00	\$ 205.00	\$ 500.00	\$ 1,000.00
01-51-5141-5404	Telephone	\$ 730.73	\$ 852.59	\$ 559.62	\$ 800.00	\$ 358.09	\$ 800.00	\$ 800.00
01-51-5141-5408	Witness/Interpreter Fees	\$ 63.00	\$ 15.56	\$ -	\$ 500.00	\$ 34.23	\$ 100.00	\$ 500.00
01-51-5141-5429	Hoc Commitments	\$ -	\$ -	\$ -	\$ 5,000.00	\$ -	\$ -	\$ 5,000.00
	Total	\$ 55,005.62	\$ 54,860.94	\$ 56,303.79	\$ 72,074.00	\$ 37,223.77	\$ 58,499.00	\$ 73,291.00
ELECTIONS								
01-51-5151-5101	Salaries & Wages	\$ 6,882.00	\$ 608.51	\$ 4,678.00	\$ 3,500.00	\$ 3,080.00	\$ 3,500.00	\$ 7,000.00
01-51-5151-5304	Maintenance Agreements	\$ 540.00	\$ 200.00	\$ 950.00	\$ 800.00	\$ 757.38	\$ 800.00	\$ 800.00
01-51-5151-5402	Office Supplies	\$ 5,948.14	\$ 824.75	\$ 3,394.97	\$ 3,500.00	\$ 3,037.41	\$ 3,500.00	\$ 5,000.00
01-51-5151-5410	Ballots & Advertising	\$ 2,094.98	\$ 1,529.93	\$ 5,219.70	\$ 3,000.00	\$ 3,098.74	\$ 3,100.00	\$ 5,500.00
	Total	\$ 15,465.12	\$ 3,163.19	\$ 14,242.67	\$ 10,800.00	\$ 9,973.53	\$ 10,900.00	\$ 18,300.00
BOARD OF REVIEW								
01-51-5152-5101	Salaries & Wages	\$ 15.00	\$ 90.00	\$ 45.00	\$ 200.00	\$ 30.00	\$ 100.00	\$ 200.00
01-51-5152-5417	Professional Services	\$ -	\$ 65.00	\$ 45.00	\$ 200.00	\$ 50.00	\$ 50.00	\$ 100.00
	Total	\$ 15.00	\$ 155.00	\$ 90.00	\$ 400.00	\$ 80.00	\$ 150.00	\$ 300.00
VILLAGE HALL & COMMUNITY CENTRE'								
01-51-5161-5101	Salaries & Wages	\$ 6,504.40	\$ 10,474.40	\$ 5,912.06	\$ 13,500.00	\$ 3,327.36	\$ 13,500.00	\$ 13,885.00
01-51-5161-5404	Telephone/CC	\$ 1,717.41	\$ 1,478.72	\$ 1,219.29	\$ 2,000.00	\$ 806.08	\$ 1,500.00	\$ 2,000.00
01-51-5161-5412	Utilities-Village Hall	\$ 27,097.84	\$ 25,830.89	\$ 31,656.42	\$ 40,000.00	\$ 20,717.11	\$ 33,000.00	\$ 40,000.00
01-51-5161-5413	Utilities-Community Centre	\$ 21,197.19	\$ 23,452.85	\$ 26,568.77	\$ 33,000.00	\$ 16,293.13	\$ 30,000.00	\$ 33,000.00
01-51-5161-5414	BLDG Maintenance-Vill Hall	\$ 26,947.59	\$ 38,877.12	\$ 30,710.21	\$ 32,800.00	\$ 20,265.56	\$ 30,000.00	\$ 32,800.00
01-51-5161-5415	BLDG Maintenance-Comm Centre	\$ 44,308.17	\$ 27,425.70	\$ 20,334.91	\$ 36,000.00	\$ 22,657.70	\$ 30,000.00	\$ 36,000.00
01-51-5161-5431	Telephone/VH	\$ 5,736.42	\$ 6,167.71	\$ 4,297.15	\$ 6,900.00	\$ 2,775.13	\$ 5,000.00	\$ 6,900.00
01-51-5161-5453	Employee Welfare	\$ 1,081.49	\$ 1,629.96	\$ 1,487.06	\$ 4,000.00	\$ 450.00	\$ 2,000.00	\$ 4,000.00
	Total	\$ 134,590.51	\$ 135,337.35	\$ 122,185.87	\$ 168,200.00	\$ 87,292.07	\$ 145,000.00	\$ 168,585.00
INSURANCE								
01-51-5171-5701	Worker's Compensation	\$ 67,375.00	\$ 75,780.00	\$ 75,821.00	\$ 73,000.00	\$ 71,093.00	\$ 71,093.00	\$ 74,160.00
01-51-5171-5703	Police Professional Liability	\$ 23,888.00	\$ 24,605.00	\$ 24,451.00	\$ 26,000.00	\$ 24,929.00	\$ 24,929.00	\$ 26,300.00
01-51-5171-5704	Property & Public Liability	\$ 67,490.00	\$ 69,821.00	\$ 58,171.00	\$ 63,200.00	\$ 64,301.00	\$ 64,301.00	\$ 66,230.00
01-51-5171-5706	Public Officials Liability	\$ 12,392.00	\$ 12,764.00	\$ 25,704.00	\$ 27,000.00	\$ 26,821.00	\$ 26,821.00	\$ 27,630.00
	Total	\$ 171,145.00	\$ 182,970.00	\$ 184,147.00	\$ 189,200.00	\$ 187,144.00	\$ 187,144.00	\$ 194,320.00

General Ledger
Expenditure Budget
Worksheet

Period 01 - 13
Fiscal Year 2024

Account Number	Description	2020 Actual	2021 Actual	2022 Actual	2023 Approved	Month to Date 8/31/2023	2023 Projected	2024 Adopted
General Fund Expenditures								
EMPLOYEE BENEFITS								
01-51-5181-5202	Municipal Retirement System	\$ 355,765.91	\$ 1,272,978.37	\$ 298,696.43	\$ 331,000.00	\$ 149,966.95	\$ 300,000.00	\$ 335,180.00
01-51-5181-5203	Social Security	\$ 234,565.06	\$ 230,202.20	\$ 241,554.36	\$ 252,000.00	\$ 146,757.74	\$ 250,000.00	\$ 260,000.00
01-51-5181-5204	Employees' Health Insurance	\$ 571,043.94	\$ 580,775.03	\$ 545,682.55	\$ 620,000.00	\$ 406,351.39	\$ 600,000.00	\$ 620,000.00
01-51-5181-5205	Group Life Insurance	\$ 22,744.69	\$ 23,757.72	\$ 22,940.22	\$ 26,000.00	\$ 17,526.06	\$ 22,000.00	\$ 26,000.00
01-51-5181-5206	Assessment for State Unemplo	\$ 734.61	\$ -	\$ -	\$ 2,000.00	\$ -	\$ -	\$ 2,000.00
01-51-5181-5209	Section 125 Admin. Fees	\$ 2,941.00	\$ 2,832.00	\$ 2,850.00	\$ 3,300.00	\$ 2,004.00	\$ 2,900.00	\$ 3,000.00
01-51-5181-5212	Dental Insurance	\$ 37,314.63	\$ 35,427.10	\$ 31,228.58	\$ 55,000.00	\$ 15,347.04	\$ 30,000.00	\$ 50,000.00
01-51-5181-5213	Long Term Disability Insurance	\$ 7,694.54	\$ 8,105.30	\$ 7,852.24	\$ 11,000.00	\$ 5,826.49	\$ 11,000.00	\$ 11,000.00
	Total	\$ 1,232,804.38	\$ 2,154,077.72	\$ 1,150,804.38	\$ 1,300,300.00	\$ 743,779.67	\$ 1,215,900.00	\$ 1,307,180.00
MISCELLANEOUS GENERAL GOV'T								
01-51-5191-5105	Planning/Board of Appeal	\$ 598.85	\$ 510.00	\$ 435.00	\$ 500.00	\$ 615.00	\$ 615.00	\$ 600.00
01-51-5191-5107	Police Comm Salaries	\$ 90.00	\$ 240.00	\$ 270.00	\$ 300.00	\$ -	\$ -	\$ 300.00
01-51-5191-5116	Labor Negotiator Salaries	\$ 603.50	\$ 390.00	\$ -	\$ 5,000.00	\$ 9,810.60	\$ 9,900.00	\$ 1,500.00
01-51-5191-5305	Accounting & Auditing	\$ 34,493.25	\$ 29,300.00	\$ 30,607.50	\$ 33,600.00	\$ 27,479.75	\$ 33,600.00	\$ 37,600.00
01-51-5191-5306	Investment Advisor Fee	\$ 7,231.12	\$ 7,296.72	\$ 7,099.15	\$ 7,300.00	\$ 4,349.59	\$ 7,300.00	\$ 7,400.00
01-51-5191-5309	Engineering	\$ 32,322.25	\$ 75,598.56	\$ 102,614.64	\$ 100,000.00	\$ 133,944.64	\$ 100,000.00	\$ 80,000.00
01-51-5191-5310	Assessor	\$ 8,404.72	\$ 4,252.34	\$ 8,604.00	\$ 8,710.00	\$ 6,559.33	\$ 8,710.00	\$ 20,700.00
01-51-5191-5315	Manufacturing Prop Asses Fees	\$ 3,457.15	\$ -	\$ 7,112.65	\$ 4,000.00	\$ -	\$ 4,000.00	\$ 4,000.00
01-51-5191-5418	General Hiring Exam & Ads	\$ 1,174.00	\$ 1,164.00	\$ 721.00	\$ 2,000.00	\$ -	\$ 1,000.00	\$ 2,000.00
01-51-5191-5419	Police Comm Exam & Ad	\$ 1,621.00	\$ 1,530.00	\$ -	\$ 3,000.00	\$ 6,832.00	\$ 6,900.00	\$ 3,000.00
01-51-5191-5421	Property Tax Write-off/Refund	\$ 1,001.61	\$ 3,065.67	\$ 17,845.98	\$ -	\$ -	\$ -	\$ -
01-51-5191-5434	A/R Write Offs	\$ 8,066.76	\$ 8,065.47	\$ 8,000.00	\$ 8,000.00	\$ -	\$ 8,000.00	\$ 8,000.00
01-51-5191-5435	Miscellaneous Expenses	\$ -	\$ 975.52	\$ -	\$ -	\$ -	\$ -	\$ -
01-51-5191-5452	Animal Control Expense	\$ 21,535.77	\$ 23,419.51	\$ 20,959.59	\$ 20,500.00	\$ 14,573.11	\$ 20,500.00	\$ 20,500.00
	Total	\$ 120,599.98	\$ 155,807.79	\$ 204,269.51	\$ 192,910.00	\$ 204,164.02	\$ 200,525.00	\$ 185,600.00

General Ledger
Expenditure Budget
Worksheet

Period 01 - 13
Fiscal Year 2024

Account Number	Description	2020 Actual	2021 Actual	2022 Actual	2023 Approved	Month to Date 8/31/2023	2023 Projected	2024 Adopted
General Fund Expenditures								
POLICE DEPARTMENT								
01-52-5211-5101	Salaries & Wages	\$ 1,551,721.85	\$ 1,642,665.03	\$ 1,749,395.67	\$ 1,756,515.00	\$ 907,654.31	\$ 1,500,000.00	\$ 1,803,002.00
01-52-5211-5102	Overtime/Police	\$ 196,868.54	\$ 166,608.87	\$ 195,997.03	\$ 114,500.00	\$ 133,818.51	\$ 200,000.00	\$ 115,684.00
01-52-5211-5103	Part-Time Officer Wages	\$ -	\$ -	\$ 25,175.84	\$ 81,827.00	\$ 24,012.00	\$ 40,000.00	\$ 84,614.00
01-52-5211-5108	Crossing Guard Svcs Contract	\$ 3,704.75	\$ 9,159.23	\$ 13,322.54	\$ 23,150.00	\$ 9,349.70	\$ 23,150.00	\$ 23,847.00
01-52-5211-5109	Clerk Dispatcher Salaries	\$ 325,424.52	\$ 306,707.79	\$ 233,485.51	\$ 341,614.00	\$ 170,307.36	\$ 300,000.00	\$ 361,319.00
01-52-5211-5114	Comp Time/Holiday Pay PD/CD	\$ 35,520.18	\$ 36,600.23	\$ -	\$ 60,000.00	\$ -	\$ 60,000.00	\$ 100,000.00
01-52-5211-5117	Overtime/Clerk Dispatchers	\$ 22,126.54	\$ 34,265.03	\$ 64,855.17	\$ 27,033.00	\$ 24,079.88	\$ 40,000.00	\$ 34,380.00
01-52-5211-5207	Uniform & Clothing Allowance	\$ 19,824.01	\$ 13,158.19	\$ 19,071.69	\$ 26,500.00	\$ 14,942.85	\$ 20,000.00	\$ 26,500.00
01-52-5211-5210	Vehicle Maintenance	\$ 16,241.71	\$ 13,170.14	\$ 9,125.09	\$ 17,000.00	\$ 10,589.57	\$ 17,000.00	\$ 17,000.00
01-52-5211-5301	Professional Development	\$ 7,705.40	\$ 12,564.12	\$ 12,145.82	\$ 13,000.00	\$ 8,880.07	\$ 13,000.00	\$ 13,000.00
01-52-5211-5304	Maintenance Agreements	\$ 42,449.02	\$ 49,604.46	\$ 59,702.14	\$ 72,968.00	\$ 68,085.36	\$ 72,968.00	\$ 80,840.00
01-52-5211-5316	Law Fees- Justice	\$ 27,452.50	\$ 28,234.80	\$ 16,571.00	\$ 35,000.00	\$ 10,790.14	\$ 20,000.00	\$ 30,000.00
01-52-5211-5320	Printing/Copier	\$ 2,157.26	\$ 2,154.73	\$ 803.13	\$ 4,000.00	\$ 1,282.13	\$ 2,000.00	\$ 3,000.00
01-52-5211-5400	Computer Operations	\$ 8,661.48	\$ 15,777.33	\$ 14,422.38	\$ 12,000.00	\$ 3,053.32	\$ 12,000.00	\$ 12,000.00
01-52-5211-5401	Dues & Subscriptions	\$ 1,266.30	\$ 2,972.36	\$ 2,491.03	\$ 2,700.00	\$ 2,125.20	\$ 2,700.00	\$ 2,700.00
01-52-5211-5402	Office Supplies	\$ 4,718.06	\$ 5,104.42	\$ 5,943.40	\$ 6,500.00	\$ 2,669.67	\$ 5,000.00	\$ 6,500.00
01-52-5211-5404	Telephone	\$ 10,705.78	\$ 10,571.40	\$ 9,722.32	\$ 12,000.00	\$ 5,254.12	\$ 11,000.00	\$ 12,000.00
01-52-5211-5416	Gasoline	\$ 12,295.06	\$ 16,912.20	\$ 30,857.80	\$ 30,000.00	\$ 11,339.55	\$ 20,000.00	\$ 32,000.00
01-52-5211-5420	Traffic Enforcement	\$ 946.40	\$ 985.00	\$ 1,719.77	\$ 1,500.00	\$ 75.00	\$ 1,000.00	\$ 1,500.00
01-52-5211-5424	Radio Contract & Repairs	\$ 18,330.33	\$ 17,624.42	\$ 19,653.64	\$ 22,000.00	\$ 6,472.19	\$ 21,000.00	\$ 23,200.00
01-52-5211-5425	Teletypewriter	\$ 6,672.57	\$ 6,247.91	\$ 6,338.42	\$ 8,300.00	\$ 4,462.27	\$ 6,500.00	\$ 8,300.00
01-52-5211-5426	Jail Operations-Municipal	\$ 1,379.70	\$ 1,733.60	\$ 704.30	\$ 2,250.00	\$ 215.65	\$ 1,000.00	\$ 2,250.00
01-52-5211-5428	Firearms Training	\$ 5,779.89	\$ 7,169.86	\$ 4,967.92	\$ 8,000.00	\$ 4,778.74	\$ 6,000.00	\$ 8,000.00
01-52-5211-5430	Criminal Investigation	\$ 1,023.08	\$ 1,854.83	\$ 2,618.59	\$ 2,400.00	\$ 2,003.04	\$ 2,400.00	\$ 2,400.00
01-52-5211-5431	Crime Prevention	\$ 500.00	\$ 500.00	\$ 658.20	\$ 1,500.00	\$ 690.00	\$ 1,000.00	\$ 1,500.00
01-52-5211-5433	Parking Enforcement	\$ 2,705.55	\$ 2,813.28	\$ 2,824.25	\$ 2,900.00	\$ 1,639.52	\$ 2,200.00	\$ 2,900.00
	Total	\$ 2,326,180.48	\$ 2,405,159.23	\$ 2,502,572.65	\$ 2,685,157.00	\$ 1,428,570.15	\$ 2,399,918.00	\$ 2,808,436.00
FIRE DEPARTMENT								
01-52-5221-5101	Salaries & Wages	\$ 2,464.00	\$ 2,867.10	\$ 3,532.70	\$ 7,700.00	\$ 1,639.52	\$ 5,000.00	\$ 8,000.00
01-52-5221-5314	Fire Suppression Contract	\$ 1,091,374.00	\$ 1,113,341.00	\$ 1,135,668.00	\$ 1,151,500.00	\$ -	\$ 1,151,500.00	\$ 1,174,530.00
01-52-5221-5423	Maintenance Inc Bldg & Equip	\$ 28,870.91	\$ 7,631.99	\$ 7,601.02	\$ 14,700.00	\$ 3,814.45	\$ 10,000.00	\$ 15,000.00
	Total	\$ 1,122,708.91	\$ 1,123,840.09	\$ 1,146,801.72	\$ 1,173,900.00	\$ 5,453.97	\$ 1,166,500.00	\$ 1,197,530.00

General Ledger
Expenditure Budget
Worksheet

Period 01 - 13
Fiscal Year 2024

Account Number	Description	2020 Actual	2021 Actual	2022 Actual	2023 Approved	Month to Date 8/31/2023	2023 Projected	2024 Adopted
General Fund Expenditures								
INSPECTION DEPARTMENT								
01-52-5251-5112	Fire Inspectors	\$ 9,767.03	\$ 15,916.94	\$ 16,515.06	\$ 14,000.00	\$ 10,814.87	\$ 15,000.00	\$ 14,500.00
01-52-5251-5113	Code Enforce Off/Clerical	\$ 37,569.44	\$ 50,696.11	\$ 49,727.02	\$ 56,235.00	\$ 27,716.01	\$ 50,000.00	\$ 57,900.00
01-52-5251-5114	Property Maintenance Officer	\$ 15,065.45	\$ 15,424.09	\$ 1,260.72	\$ 20,000.00	\$ 12,050.77	\$ 16,000.00	\$ 5,000.00
01-52-5251-5210	Vehicle Maintenance	\$ 261.53	\$ 529.65	\$ 1,260.72	\$ 1,000.00	\$ 473.41	\$ 1,000.00	\$ 1,000.00
01-52-5251-5301	Professional Development	\$ -	\$ 902.00	\$ 40.00	\$ 700.00	\$ 40.00	\$ 100.00	\$ 700.00
01-52-5251-5303	Retainer Fees/Prof Services	\$ 43,492.44	\$ 26,676.19	\$ 62,002.74	\$ 45,000.00	\$ 41,944.32	\$ 45,000.00	\$ 45,000.00
01-52-5251-5402	Office Supplies	\$ 592.92	\$ 1,571.83	\$ 1,694.80	\$ 1,500.00	\$ 317.62	\$ 1,000.00	\$ 1,500.00
	Total	\$ 106,748.81	\$ 111,716.81	\$ 132,501.06	\$ 138,435.00	\$ 93,357.00	\$ 128,100.00	\$ 125,600.00
HEALTH DEPARTMENT								
01-53-5311-5313	Health Management Services	\$ 78,853.10	\$ 80,429.90	\$ 82,058.18	\$ 84,700.00	\$ 62,543.36	\$ 84,700.00	\$ 86,260.00
	Total	\$ 78,853.10	\$ 80,429.90	\$ 82,058.18	\$ 84,700.00	\$ 62,543.36	\$ 84,700.00	\$ 86,260.00
RUBBISH & GARBAGE REMOVAL								
01-53-5321-5101	Salaries & Wages	\$ 39,008.05	\$ 40,060.53	\$ 41,535.17	\$ 52,600.00	\$ 29,930.94	\$ 45,000.00	\$ 57,200.00
01-53-5321-5115	DPW Recycling Wages	\$ 25,412.25	\$ 24,992.47	\$ 25,197.64	\$ 37,200.00	\$ 17,879.38	\$ 30,000.00	\$ 38,800.00
01-53-5321-5440	Recycling/Yard Waste Program	\$ 21,593.11	\$ 6,245.09	\$ 6,127.76	\$ 18,000.00	\$ 7,949.68	\$ 8,000.00	\$ 20,300.00
01-53-5321-5441	Garbage Disposal	\$ 58,450.27	\$ 57,943.98	\$ 56,130.03	\$ 66,000.00	\$ 33,581.56	\$ 60,000.00	\$ 68,000.00
01-53-5321-5454	Garbage Disposal-Sp Pickups	\$ 4,292.11	\$ 5,134.83	\$ 4,467.71	\$ 7,200.00	\$ 2,248.19	\$ 5,000.00	\$ 7,200.00
	Total	\$ 148,755.79	\$ 134,376.90	\$ 133,458.31	\$ 181,000.00	\$ 91,589.75	\$ 148,000.00	\$ 191,500.00
ROADWAY MAINTENANCE								
01-54-5411-5101	Salaries & Wages	\$ 195,668.66	\$ 231,271.90	\$ 218,741.94	\$ 237,500.00	\$ 128,694.75	\$ 220,000.00	\$ 232,000.00
01-54-5411-5118	Overtime/DPW	\$ 14,547.48	\$ 23,164.33	\$ 14,150.27	\$ 21,600.00	\$ 15,034.71	\$ 21,600.00	\$ 21,600.00
01-54-5411-5207	Uniform & Clothing Allowance	\$ 3,942.39	\$ 3,505.57	\$ 3,645.94	\$ 4,400.00	\$ 2,598.86	\$ 4,000.00	\$ 4,400.00
01-54-5411-5443	Water System Repairs	\$ 8,418.87	\$ 47,043.44	\$ 22,611.76	\$ 30,000.00	\$ 32,735.01	\$ 40,000.00	\$ 30,000.00
01-54-5411-5444	Signs,Posts,Brackets,Etc	\$ 6,838.42	\$ 6,883.97	\$ 6,002.37	\$ 10,000.00	\$ 3,113.12	\$ 8,000.00	\$ 10,000.00
01-54-5411-5445	Tar, Blacktop, Sand & Gravel	\$ 27,290.15	\$ 31,107.53	\$ 31,218.49	\$ 29,000.00	\$ 23,860.18	\$ 29,000.00	\$ 29,000.00
01-54-5411-5446	Salt	\$ 21,662.79	\$ 28,171.46	\$ 15,297.90	\$ 40,000.00	\$ 11,946.66	\$ 25,000.00	\$ 43,600.00
	Total	\$ 278,368.76	\$ 371,148.20	\$ 311,668.67	\$ 372,500.00	\$ 217,983.29	\$ 347,600.00	\$ 370,600.00

General Ledger
Expenditure Budget
Worksheet
Period 01 - 13
Fiscal Year 2024

Account Number	Description	2020 Actual	2021 Actual	2022 Actual	2023 Approved	Month to Date 8/31/2023	2023 Projected	2024 Adopted
General Fund Expenditures								
STREET LIGHTING/TRAFFIC SIGNALS								
01-54-5421-5101	Salaries & Wages	\$ 1,925.91	\$ 4,786.43	\$ 6,655.96	\$ 19,200.00	\$ 4,656.19	\$ 10,000.00	\$ 19,800.00
01-54-5421-5119	Maintenances/Street Lighting	\$ 11,154.95	\$ 15,404.88	\$ 25,653.04	\$ 22,000.00	\$ 11,815.62	\$ 22,000.00	\$ 22,000.00
01-54-5421-5120	Utilities/Street Lighting	\$ 73,342.31	\$ 71,359.94	\$ 79,904.38	\$ 92,000.00	\$ 52,685.67	\$ 80,000.00	\$ 92,000.00
01-54-5421-5121	Maintenance/Traffic Signals	\$ 6,168.47	\$ 15,336.75	\$ 21,632.39	\$ 20,000.00	\$ 28,427.67	\$ 30,000.00	\$ 20,000.00
01-54-5421-5122	Utilities/Traffic Signals	\$ 18,534.18	\$ 20,169.04	\$ 21,948.56	\$ 29,500.00	\$ 12,471.31	\$ 23,000.00	\$ 29,500.00
	Total	\$ 111,125.82	\$ 127,057.04	\$ 155,794.33	\$ 182,700.00	\$ 110,056.46	\$ 165,000.00	\$ 183,300.00
MUNICIPAL GARAGE MAINTENANCE								
01-54-5471-5101	Salaries & Wages	\$ 64,517.28	\$ 64,891.04	\$ 72,494.40	\$ 74,000.00	\$ 43,733.71	\$ 65,000.00	\$ 74,000.00
01-54-5471-5210	Vehicle Maintenance	\$ 35,960.91	\$ 36,538.02	\$ 33,559.08	\$ 30,000.00	\$ 32,036.06	\$ 35,000.00	\$ 30,000.00
01-54-5471-5301	Professional Development	\$ 4,152.10	\$ 3,442.15	\$ 4,187.68	\$ 5,500.00	\$ 4,877.92	\$ 5,000.00	\$ 5,500.00
01-54-5471-5402	Office Supplies	\$ 288.80	\$ 869.96	\$ 919.74	\$ 700.00	\$ 514.16	\$ 700.00	\$ 700.00
01-54-5471-5404	Telephone	\$ 3,896.99	\$ 3,618.16	\$ 3,024.33	\$ 3,900.00	\$ 1,730.83	\$ 3,500.00	\$ 3,900.00
01-54-5471-5416	Gasoline	\$ 16,875.42	\$ 23,931.75	\$ 33,836.97	\$ 32,000.00	\$ 14,308.03	\$ 25,000.00	\$ 32,000.00
01-54-5471-5423	Maintenance Inc Bldg & Equip	\$ 5,143.33	\$ 4,907.11	\$ 4,869.39	\$ 6,000.00	\$ 6,937.90	\$ 7,000.00	\$ 6,000.00
01-54-5471-5439	Utilities/Electric-Gas-Water	\$ 10,247.10	\$ 12,762.63	\$ 14,324.58	\$ 17,000.00	\$ 10,239.78	\$ 15,000.00	\$ 17,000.00
	Total	\$ 141,081.93	\$ 150,960.82	\$ 167,216.17	\$ 169,100.00	\$ 114,378.39	\$ 156,200.00	\$ 169,100.00
FORESTRY								
01-54-5491-5101	Salaries & Wages	\$ 23,573.24	\$ 19,506.80	\$ 46,349.82	\$ 13,600.00	\$ 4,031.76	\$ 12,000.00	\$ 14,000.00
01-54-5491-5306	Stump & Dead Tree Removal	\$ 2,803.58	\$ 2,655.28	\$ 8,397.21	\$ 6,300.00	\$ 695.48	\$ 1,500.00	\$ 6,500.00
01-54-5491-5307	Trimming	\$ 1,460.99	\$ 98.97	\$ 1,604.45	\$ 2,000.00	\$ 475.91	\$ 1,000.00	\$ 2,000.00
01-54-5491-5308	Supplies/Planting Trees	\$ 32,880.58	\$ 34,306.30	\$ 20,410.89	\$ 35,800.00	\$ 20,860.00	\$ 30,000.00	\$ 35,800.00
	Total	\$ 60,718.39	\$ 56,567.35	\$ 76,762.37	\$ 57,700.00	\$ 26,063.15	\$ 44,500.00	\$ 58,300.00
RECREATION & EDUCATION								
01-55-5521-5451	Library	\$ 91,619.00	\$ 87,387.00	\$ 72,855.00	\$ 80,000.00	\$ -	\$ 72,885.00	\$ 77,000.00
	Total	\$ 91,619.00	\$ 87,387.00	\$ 72,855.00	\$ 80,000.00	\$ -	\$ 72,885.00	\$ 77,000.00
OTHER FINANCING SOURCES								
01-59-5911-5901	Operating Transfer Capital Projects	\$ 170,000.00	\$ 50,000.00	\$ -	\$ -	\$ -	\$ -	\$ -
01-59-5911-5902	Contingency Fund	\$ -	\$ -	\$ -	\$ 2,430,000.00	\$ -	\$ -	\$ 2,699,500.00
01-59-5911-5903	Operating Transfer to Debt Service	\$ 105,000.00	\$ -	\$ -	\$ -	\$ -	\$ -	\$ -
	Operating Transfer to Sanitary Sewer	\$ -	\$ -	\$ 50,000.00	\$ 50,000.00	\$ 50,000.00	\$ 50,000.00	\$ 50,000.00
	Total	\$ 275,000.00	\$ 50,000.00	\$ 50,000.00	\$ 2,480,000.00	\$ 50,000.00	\$ 50,000.00	\$ 2,749,500.00
COMMUNITY DEVELOPMENT AUTHORITY								
01-60-6011-5101	Salaries & Wages	\$ 150.00	\$ -	\$ -	\$ 500.00	\$ -	\$ -	\$ 500.00
	Total	\$ 150.00	\$ -	\$ -	\$ 500.00	\$ -	\$ -	\$ 500.00
	General Fund	\$ 6,907,963.97	\$ 7,827,819.52	\$ 7,000,930.08	\$ 10,032,076.00	\$ 3,779,707.39	\$ 7,043,221.00	\$ 10,470,102.00

American Rescue Plan Funds (ARPF)



**General Ledger
Revenue Budget
Worksheet**

General Fund Rev	\$ 10,470,102.00	Total Revenue	\$ 16,957,801.00
General Fund Exp	\$ 10,470,102.00	Total Expenses	\$ 16,957,801.00
Difference	\$ -	Difference	\$ -

Period 01 - 13
Fiscal Year 2023

Account Number	Description	2020 Actual	2021 Actual	2022 Adopted	2023 Adopted	Month to Date 8/31/2023	2023 Projected	2024 Adopted
American Rescue Plan Revenues								
19-00-0000-0000	ARPA Addition to Fund Balance	\$ -	\$ 214,361.00	\$ 214,361.00	\$ -	\$ -	\$ -	\$ -
	Appropriation of Fund Balance	\$ -	\$ -	\$ -	\$ 409,500.00	\$ -	\$ 430,000.00	\$ -
	Total	\$ -	\$ 214,361.00	\$ 214,361.00	\$ 409,500.00	\$ -	\$ 430,000.00	\$ -

General Ledger
Expenditure Budget
Worksheet

Period 01 - 13
Fiscal Year 2024

Account Number	Description	2020 Actual	2021 Actual	2022 Actual	2023 Approved	Month to Date 8/31/2023	2023 Projected	2024 Adopted
American Rescue Plan Expenditures								
19-42-4200-4215	ARPA Addition to Fund Balance	\$ -	\$ 214,361.20	\$ 214,361.20	\$ -	\$ -	\$ -	\$ -
	Transfer to Capital Account	\$ -	\$ -	\$ -	\$ 409,500.00	\$ -	\$ 430,000.00	\$ -
	Total	\$ -	\$ 214,361.20	\$ 214,361.20	\$ 409,500.00	\$ -	\$ 430,000.00	\$ -

Sanitary Sewer Fund



General Ledger
Revenue Budget
Worksheet

General Fund Rev	\$ 10,470,102.00	Total Revenue	\$ 16,957,801.00
General Fund Exp	\$ 10,470,102.00	Total Expenses	\$ 16,957,801.00
Difference	\$ -	Difference	\$ -

Period 01 - 13
Fiscal Year 2023

Account Number	Description	2020 Actual	2021 Actual	2022 Adopted	2023 Adopted	Month to Date 8/31/2023	2023 Projected	2024 Adopted
Sewer Service Fund Revenues								
PUBLIC CHARGES FOR SERVICE								
20-46-4600-4620	Local User Charges (Admin)	\$ 374,815.94	\$ 356,860.24	\$ 455,818.91	\$ 405,737.00	\$ 222,196.64	\$ 405,737.00	\$ 303,372.00
20-46-4600-4621	MMSD User Charges	\$ 846,022.93	\$ 751,375.01	\$ 709,681.03	\$ 725,000.00	\$ 364,271.20	\$ 725,000.00	\$ 725,000.00
20-46-4600-4622	Late Penalties	\$ 7,072.84	\$ 15,589.10	\$ 18,385.60	\$ 10,000.00	\$ 6,590.21	\$ 10,000.00	\$ 10,000.00
	Total	\$ 1,227,911.71	\$ 1,123,824.35	\$ 1,183,885.54	\$ 1,140,737.00	\$ 593,058.05	\$ 1,140,737.00	\$ 1,038,372.00
COMMERCIAL REVENUES								
20-47-4700-4701	Interest On Investments	\$ 6,208.52	\$ 3,317.49	\$ 27,978.20	\$ 5,000.00		\$ 10,000.00	\$ 10,000.00
Other Revenue Sources								
20-48-4800-4823	Fund Balance Applied	\$ -	\$ -	\$ -	\$ 960,000.00	\$ -	\$ 700,000.00	\$ 60,000.00
20-30-4900-4960	General Fund Transfer to Sanitary Sewer	\$ -	\$ -	\$ 50,000.00	\$ 50,000.00	\$ 50,000.00	\$ 50,000.00	\$ 50,000.00
	MMSD PP II Account Grant	\$ -	\$ -	\$ -	\$ 1,400,000.00	\$ -	\$ 200,000.00	\$ -
	Total	\$ 6,208.52	\$ 3,317.49	\$ 77,978.20	\$ 2,415,000.00	\$ 50,000.00	\$ 960,000.00	\$ 120,000.00
20	Sewer Service Fund	\$ 1,234,120.23	\$ 1,127,141.84	\$ 1,261,863.74	\$ 3,555,737.00	\$ 643,058.05	\$ 2,100,737.00	\$ 1,158,372.00

General Ledger
Expenditure Budget
Worksheet

Period 01 - 13
Fiscal Year 2024

Account Number	Description	2020 Actual	2021 Actual	2022 Actual	2023 Approved	Month to Date 8/31/2023	2023 Projected	2024 Adopted
Sewer Service Fund Expenditures								
UNCLASSIFIED								
20-51-5191-5305	Accounting & Auditing	\$ 7,000.00	\$ 5,500.00	\$ 6,400.00	\$ 8,400.00	\$ 6,200.00	\$ 8,400.00	\$ 8,466.00
	Total	\$ 7,000.00	\$ 5,500.00	\$ 6,400.00	\$ 8,400.00	\$ 6,200.00	\$ 8,400.00	\$ 8,466.00
SANITARY SEWER MAINTENANCE								
20-54-5492-5101	Salaries & Wages	\$ 63,725.88	\$ 63,727.44	\$ 70,041.29	\$ 67,400.00	\$ 44,525.13	\$ 67,400.00	\$ 69,400.00
20-54-5492-5202	Municipal Retirement System	\$ 3,800.00	\$ 4,095.00	\$ 4,260.00	\$ 4,580.00	\$ 3,053.28	\$ 4,580.00	\$ 5,017.00
20-54-5492-5203	Social Security	\$ 3,270.00	\$ 4,515.00	\$ 5,256.00	\$ 5,400.00	\$ 3,600.00	\$ 5,400.00	\$ 5,565.00
20-54-5492-5204	Employees' Health Insurance	\$ 20,680.00	\$ 20,560.00	\$ 22,072.00	\$ 26,439.00	\$ 17,626.00	\$ 26,439.00	\$ 25,818.00
20-54-5492-5205	Group Life Insurance	\$ 362.50	\$ 400.00	\$ 559.00	\$ 560.00	\$ 373.28	\$ 560.00	\$ 615.00
20-54-5492-5210	Vehicle Maintenance	\$ 4,016.02	\$ 7,126.53	\$ 6,328.66	\$ 8,000.00	\$ 1,001.27	\$ 3,000.00	\$ 8,000.00
20-54-5492-5212	Dental Insurance	\$ 1,610.00	\$ 1,610.00	\$ 2,218.00	\$ 2,218.00	\$ 1,478.64	\$ 2,218.00	\$ 2,217.00
20-54-5492-5213	Long Term Disability Insurance	\$ 160.00	\$ 173.00	\$ 242.00	\$ 240.00	\$ 160.00	\$ 240.00	\$ 264.00
20-54-5492-5416	Gasoline	\$ 1,124.96	\$ 1,604.75	\$ 757.85	\$ 3,600.00	\$ 545.33	\$ 1,000.00	\$ 3,600.00
20-54-5492-5460	Emergency Repairs	\$ -	\$ 2,700.00	\$ -	\$ 30,000.00	\$ -	\$ -	\$ 30,000.00
20-54-5492-5470	Hazardous Waste Disposal	\$ 10,561.18	\$ 11,699.51	\$ 9,979.77	\$ 12,000.00	\$ 4,561.15	\$ 12,000.00	\$ 12,000.00
20-54-5492-5475	Milw Sewer Billing Charges	\$ -	\$ 2,225.01	\$ 2,966.87	\$ 3,000.00	\$ 1,487.50	\$ 3,000.00	\$ 3,200.00
20-57-5711-5309	Engineering Services	\$ 21,022.25	\$ 21,852.75	\$ 23,739.78	\$ 75,000.00	\$ 15,101.50	\$ 30,000.00	\$ 85,000.00
20-57-5711-5321	Televising	\$ 3,278.75	\$ 2,073.75	\$ -	\$ 14,000.00	\$ 20,617.74	\$ 25,000.00	\$ 14,000.00
20-57-5711-5322	Maintenance	\$ 944.96	\$ 459.96	\$ -	\$ 4,500.00	\$ 11.16	\$ 500.00	\$ 4,500.00
20-57-5492-5483	Equipment Replacement Fund	\$ -	\$ 100,792.33	\$ 32,000.00	\$ 25,000.00	\$ -	\$ -	\$ 15,000.00
	Total	\$ 134,556.50	\$ 245,615.03	\$ 180,421.22	\$ 281,937.00	\$ 114,141.98	\$ 181,337.00	\$ 284,196.00
CAPITAL OUTLAY								
20-56-5611-5601	Capital Outlay (Greenfield Ave)	\$ -	\$ -	\$ -	\$ 2,475,000.00	\$ -	\$ 702,000.00	\$ 76,000.00
	Total	\$ -	\$ -	\$ -	\$ 2,475,000.00	\$ -	\$ 702,000.00	\$ 76,000.00
MMSD CHARGES								
20-46-4600-4621	Metro Sewer User Chgs-Mmsd	\$ 857,306.00	\$ 765,443.73	\$ 708,811.95	\$ 725,000.00	\$ 364,271.20	\$ 725,000.00	\$ 725,000.00
20-57-5711-5476	Administrative Support	\$ 51,905.00	\$ 55,600.00	\$ 60,020.00	\$ 65,400.00	\$ 43,600.00	\$ 65,400.00	\$ 64,710.00
	Total	\$ 909,211.00	\$ 821,043.73	\$ 768,831.95	\$ 790,400.00	\$ 407,871.20	\$ 790,400.00	\$ 789,710.00
OTHER FINANCING SOURCES								
20-59-5900-5910	Depreciation Expense	\$ 90,136.00	\$ 28,800.00	\$ 28,800.00	\$ -	\$ 19,200.00	\$ 19,200.00	\$ -
	Total	\$ 90,136.00	\$ 28,800.00	\$ 28,800.00	\$ -	\$ 19,200.00	\$ 19,200.00	\$ -
	Sewer Service Fund	\$ 1,140,903.50	\$ 1,100,958.76	\$ 984,453.17	\$ 3,555,737.00	\$ 547,413.18	\$ 1,701,337.00	\$ 1,158,372.00

Storm Water Management Fund



General Ledger
Revenue Budget
Worksheet

General Fund Rev	\$ 10,470,102.00	Total Revenue	\$ 16,957,801.00
General Fund Exp	\$ 10,470,102.00	Total Expenses	\$ 16,957,801.00
Difference	\$ -	Difference	\$ -

Period 01 - 13
Fiscal Year 2023

Account Number	Description	2020 Actual	2021 Actual	2022 Adopted	2023 Adopted	Month to Date 8/31/2023	2023 Projected	2024 Adopted
Storm Water Maint System Fund Revenues								
PUBLIC CHARGES FOR SERVICE								
24-46-4600-4621	Storm Water User Charges	\$ 475,498.96	\$ 542,670.76	\$ 547,853.47	\$ 530,000.00	\$ 278,458.21	\$ 540,000.00	\$ 540,000.00
	Total	\$ 475,498.96	\$ 542,670.76	\$ 547,853.47	\$ 530,000.00	\$ 278,458.21	\$ 540,000.00	\$ 540,000.00
COMMERCIAL REVENUES								
24-47-4700-4701	Interest On Investments	\$ 17,626.00	\$ 2,494.30	\$ 23,473.39	\$ 3,000.00	\$ -	\$ 10,000.00	\$ 10,000.00
	Transfer from Fund Balance	\$ -	\$ -	\$ -	\$ 74,665.00	\$ -	\$ 74,665.00	\$ 173,631.00
	Total	\$ 17,626.00	\$ 2,494.30	\$ 23,473.39	\$ 77,665.00	\$ -	\$ 84,665.00	\$ 183,631.00
24	Storm Water Maint System Fund	\$ 493,124.96	\$ 545,165.06	\$ 571,326.86	\$ 607,665.00	\$ 278,458.21	\$ 624,665.00	\$ 723,631.00

General Ledger
Expenditure Budget
Worksheet

Period 01 - 13
Fiscal Year 2024

Account Number	Description	2020 Actual	2021 Actual	2022 Actual	2023 Approved	Month to Date 8/31/2023	2023 Projected	2024 Adopted
Storm Water Maint System Fund Expenditures								
STORM SEWER MAINTENANCE								
24-54-5492-5101	Salaries & Wages	\$ 48,867.20	\$ 38,313.38	\$ 40,166.88	\$ 46,543.00	\$ 15,626.15	\$ 40,000.00	\$ 43,200.00
24-54-5492-5202	Municipal Retirement System	\$ 3,800.00	\$ 4,095.00	\$ 4,015.00	\$ 4,000.00	\$ 2,666.64	\$ 4,000.00	\$ 4,554.00
24-54-5492-5203	Social Security	\$ 3,270.00	\$ 4,515.00	\$ 4,725.00	\$ 4,050.00	\$ 2,700.00	\$ 4,050.00	\$ 3,585.00
24-54-5492-5204	Employees' Health Insurance	\$ 20,680.00	\$ 20,560.00	\$ 19,080.00	\$ 19,830.00	\$ 13,220.00	\$ 19,830.00	\$ 16,641.00
24-54-5492-5205	Group Life Insurance	\$ 362.00	\$ 400.00	\$ 400.00	\$ 415.00	\$ 276.64	\$ 415.00	\$ 357.00
24-54-5492-5210	Vehicle Maintenance	\$ 9,240.51	\$ 12,139.17	\$ 8,575.72	\$ 9,000.00	\$ 2,915.59	\$ 5,000.00	\$ 9,000.00
24-54-5492-5212	Dental Insurance	\$ 1,610.00	\$ 1,610.00	\$ 1,653.00	\$ 1,665.00	\$ 1,100.00	\$ 1,665.00	\$ 1,431.00
24-54-5492-5213	Long Term Disability Insurance	\$ 160.00	\$ 173.00	\$ 173.00	\$ 180.00	\$ 120.00	\$ 180.00	\$ 156.00
24-54-5492-5305	Accounting & Auditing	\$ 5,500.00	\$ 4,500.00	\$ 4,900.00	\$ 8,400.00	\$ 6,200.00	\$ 8,400.00	\$ 8,466.00
24-54-5492-5309	Engineering	\$ 14,518.75	\$ 23,738.00	\$ 19,627.50	\$ 60,000.00	\$ 27,928.75	\$ 60,000.00	\$ 61,270.00
24-54-5492-5315	Landfill/Disposal	\$ 6,896.59	\$ 6,988.22	\$ 6,917.11	\$ 14,000.00	\$ 5,755.61	\$ 14,000.00	\$ 14,000.00
24-54-5492-5321	Televising	\$ -	\$ -	\$ -	\$ 12,000.00	\$ 36,418.15	\$ 38,000.00	\$ 12,000.00
24-54-5492-5322	Maintenance	\$ 2,787.39	\$ 11,446.91	\$ 12,415.77	\$ 35,000.00	\$ 402.92	\$ 10,000.00	\$ 35,000.00
24-54-5492-5323	Equipment Replacement	\$ -	\$ 100,792.34	\$ 32,000.00	\$ 25,000.00	\$ -	\$ -	\$ 30,000.00
24-54-5492-5416	Gasoline	\$ 2,295.21	\$ 3,372.94	\$ 7,078.89	\$ 6,500.00	\$ 1,899.65	\$ 3,500.00	\$ 8,000.00
24-54-5492-5460	Emergency Repairs	\$ -	\$ 13,000.00	\$ -	\$ 10,000.00	\$ -	\$ -	\$ 10,000.00
24-54-5492-5475	Milw Sewer Billing Charges	\$ 8,896.87	\$ 2,224.99	\$ 2,966.88	\$ 3,000.00	\$ 1,487.50	\$ 3,000.00	\$ 3,000.00
24-54-5492-5476	Administrative Charges	\$ 51,905.00	\$ 55,600.00	\$ 57,080.00	\$ 62,400.00	\$ 41,600.00	\$ 62,400.00	\$ 61,908.00
24-54-5492-5601	Capital Projects (Greenfield Ave)	\$ 13,369.31	\$ -	\$ -	\$ 250,000.00	\$ -	\$ 122,000.00	\$ 350,000.00
24-54-5492-5602	Sweetwater	\$ -	\$ -	\$ 7,307.00	\$ -	\$ 8,510.00	\$ 8,510.00	\$ 11,000.00
24-54-5492-5903	Transfer to Debt Service	\$ 37,213.00	\$ 36,713.00	\$ 36,213.00	\$ 35,682.00	\$ -	\$ 35,682.00	\$ 40,063.00
24-54-5900-5910	Depreciation Expense	\$ 190,763.00	\$ 75,600.00	\$ 75,600.00	\$ -	\$ 50,400.00	\$ 50,400.00	\$ -
	Storm Water Maint Fund Total	\$ 422,134.83	\$ 415,781.95	\$ 340,894.75	\$ 607,665.00	\$ 219,227.60	\$ 491,032.00	\$ 723,631.00

Tax Incremental District #2 Fund



General Ledger
Revenue Budget
Worksheet

General Fund Rev	\$ 10,470,102.00	Total Revenue	\$ 16,957,801.00
General Fund Exp	\$ 10,470,102.00	Total Expenses	\$ 16,957,801.00
Difference	\$ -	Difference	\$ -

Period 01 - 13
Fiscal Year 2023

Account Number	Description	2020 Actual	2021 Actual	2022 Adopted	2023 Adopted	Month to Date 8/31/2023	2023 Projected	2024 Adopted
Tax Incremental District #2 Revenues								
25-41-4100-4101	General Property Taxes	\$ 2,400,002.86	\$ 484,503.98	\$ 441,554.28	\$ 451,000.00	\$ 452,372.65	\$ 452,372.65	\$ 466,000.00
25-42-4200-4216	Exempt P/P Tax and Computer Aid Paym	\$ 184,593.62	\$ 276,290.57	\$ 184,597.00	\$ 230,000.00	\$ 184,596.62	\$ 194,596.62	\$ 184,590.00
25-47-4700-4701	Interest On Investments	\$ 5,626.30	\$ 5,328.92	\$ 35,396.88	\$ 6,000.00	\$ -	\$ -	\$ -
25-51-5191-5510	Fund Balance Applied	\$ -	\$ -	\$ -	\$ 73,038.00	\$ -	\$ 1,117,068.73	\$ 866,198.00
25	Tax Incremental District #2	\$ 2,590,222.78	\$ 766,123.47	\$ 661,548.16	\$ 760,038.00	\$ 636,969.27	\$ 1,764,038.00	\$ 1,516,788.00

General Ledger
Expenditure Budget
Worksheet

Period 01 - 13
Fiscal Year 2024

Account Number	Description	2020 Actual	2021 Actual	2022 Actual	2023 Approved	Month to Date 8/31/2023	2023 Projected	2024 Adopted
Tax Incremental District #2 Expenditures								
UNCLASSIFIED								
25-51-5191-5305	Accounting & Auditing	\$ 10,700.00	\$ 10,500.00	\$ 10,800.00	\$ 10,500.00	\$ 7,200.00	\$ 10,500.00	\$ 15,000.00
25-51-5191-5458	Improvement Projects	\$ 360,997.48	\$ 37,426.30	\$ 293,855.73	\$ 50,000.00	\$ 7,748.25	\$ 60,000.00	\$ 1,010,000.00
25-51-5191-5510	Addition To Fund Balance	\$ -	\$ -	\$ -	\$ -	\$ -	\$ -	\$ -
25-54-5492-5476	Administrative Charges	\$ 100,410.00	\$ 42,550.00	\$ 48,165.00	\$ 52,500.00	\$ 35,150.00	\$ 52,500.00	\$ 25,788.00
25-55-5191-5903	Transfer To Debt Serv Fund	\$ 1,082,218.00	\$ 671,075.00	\$ 660,800.00	\$ 647,038.00	\$ 1,657,038.00	\$ 1,647,038.00	\$ -
	Transfer to Strong Neighborhoods	\$ -	\$ -	\$ -	\$ -	\$ -	\$ -	\$ 466,000.00
	Total	\$ 1,554,325.48	\$ 761,551.30	\$ 1,013,620.73	\$ 760,038.00	\$ 1,707,136.25	\$ 1,770,038.00	\$ 1,516,788.00
	Tax Incremental District #2	\$ 1,554,325.48	\$ 761,551.30	\$ 1,013,620.73	\$ 760,038.00	\$ 1,707,136.25	\$ 1,770,038.00	\$ 1,516,788.00

Tax Incremental District #3 Fund



General Ledger
Revenue Budget
Worksheet

General Fund Rev	\$ 10,470,102.00	Total Revenue	\$ 16,957,801.00
General Fund Exp	\$ 10,470,102.00	Total Expenses	\$ 16,957,801.00
Difference	\$ -	Difference	\$ -

Period 01 - 13
Fiscal Year 2023

Account Number	Description	2020 Actual	2021 Actual	2022 Adopted	2023 Adopted	Month to Date 8/31/2023	2023 Projected	2024 Adopted
Tax Incremental District #3 Revenues								
27-41-4100-4101	General Property Taxes	\$ 69,293.81	\$ 73,902.09	\$ 68,117.61	\$ -	\$ -	\$ -	\$ -
27-47-4700-4701	Interest On Investments	\$ 228.53	\$ 220.01	\$ 36.88	\$ -	\$ -	\$ -	\$ -
27-42-4200-4216	Exempt P/P Tax and Computer Aid Paym	\$ 1,953.84	\$ 2,853.00	\$ -	\$ -	\$ -	\$ -	\$ -
27-47-4700-4711	Fund Balance			\$ -	\$ -	\$ -	\$ -	\$ -
	Total	\$ 71,476.18	\$ 76,975.10	\$ 68,154.49	\$ -	\$ -	\$ -	\$ -
27	Tax Incremental District #3	\$ 71,476.18	\$ 76,975.10	\$ 68,154.49	\$ -	\$ -	\$ -	\$ -

General Ledger
Expenditure Budget
Worksheet

Period 01 - 13
Fiscal Year 2024

Account Number	Description	2020 Actual	2021 Actual	2022 Actual	2023 Approved	Month to Date 8/31/2023	2023 Projected	2024 Adopted
Tax Incremental District #3 Expenditures								
UNCLASSIFIED								
27-51-5191-5305	Accounting & Auditing	\$ 5,700.00	\$ 5,750.00	\$ 10,000.00	\$ -	\$ -	\$ -	\$ -
27-54-5492-5476	Administrative Charges	\$ 8,505.00	\$ 9,420.00	\$ 2,213.31	\$ -	\$ -	\$ -	\$ -
27-51-5191-5510	Addition To Fund Balance	\$ -	\$ -	\$ -	\$ -	\$ -	\$ -	\$ -
27-51-5191-5903	Transfers To Debt Serv Fund	\$ 42,200.00	\$ 31,500.00	\$ 60,900.00	\$ -	\$ -	\$ -	\$ -
27-51-5191-5906	Transfer to Strong Neighborhoods	\$ -	\$ -	\$ 97,194.93	\$ -	\$ -	\$ -	\$ -
	Total	\$ 56,405.00	\$ 46,670.00	\$ 170,308.24	\$ -	\$ -	\$ -	\$ -
	Tax Incremental District #3	\$ 56,405.00	\$ 46,670.00	\$ 170,308.24	\$ -	\$ -	\$ -	\$ -

Environmental Remediation Tax Incremental District #1 Fund



General Ledger
Revenue Budget
Worksheet

General Fund Rev	\$ 10,470,102.00	Total Revenue	\$ 16,957,801.00
General Fund Exp	\$ 10,470,102.00	Total Expenses	\$ 16,957,801.00
Difference	\$ -	Difference	\$ -

Period 01 - 13
Fiscal Year 2023

Account Number	Description	2020 Actual	2021 Actual	2022 Adopted	2023 Adopted	Month to Date 8/31/2023	2023 Projected	2024 Adopted
Environmental Remediation Tax Incremental District # 1 Revenues								
29-41-4100-4101	General Property Taxes	\$ 203,515.26	\$ 238,837.95	\$ 235,549.16	\$ 230,000.00	\$ 230,806.09	\$ 230,806.09	\$ 235,000.00
29-42-4200-4216	Exempt P/P Tax Payment	\$ -	\$ 1,145.43	\$ -	\$ -	\$ -	\$ -	\$ -
29-47-4700-4701	Interest on Investments	\$ 128.28	\$ 460.30	\$ 5,431.00	\$ 500.00	\$ -	\$ 1,000.00	\$ 1,000.00
29	ER 'Tax Incremental District # 1	\$ 203,643.54	\$ 240,443.68	\$ 240,980.16	\$ 230,500.00	\$ 230,806.09	\$ 231,806.09	\$ 236,000.00

General Ledger
Expenditure Budget
Worksheet

Period 01 - 13
Fiscal Year 2024

Account Number	Description	2020 Actual	2021 Actual	2022 Actual	2023 Approved	Month to Date 8/31/2023	2023 Projected	2024 Adopted
Environmental Remediation Tax Incremental District # 1 Expenditures								
29-51-5191-5305	Accounting & Auditing	\$ 5,700.00	\$ 10,425.00	\$ 5,700.00	\$ 6,600.00	\$ 5,700.00	\$ 6,600.00	\$ 7,074.00
29-51-5191-5510	Addition to Fund Balance	\$ 69,489.00		\$ 112,585.83	\$ 102,810.00	\$ -	\$ 102,810.00	\$ 109,320.00
29-54-5492-5476	Administrative Charges	\$ 8,505.00	\$ 9,420.00	\$ 9,270.00	\$ 9,600.00	\$ 6,550.00	\$ 9,600.00	\$ 9,816.00
29-51-5191-5903	Transfers To Debt Serv Fund	\$ 122,156.00	\$ 122,159.00	\$ 113,424.33	\$ 111,490.00	\$ 111,490.00	\$ 111,490.00	\$ 109,790.00
	Total	\$ 205,850.00	\$ 142,004.00	\$ 240,980.16	\$ 230,500.00	\$ 123,740.00	\$ 230,500.00	\$ 236,000.00
	ER Tax Incremental District # 1	\$ 205,850.00	\$ 142,004.00	\$ 240,980.16	\$ 230,500.00	\$ 123,740.00	\$ 230,500.00	\$ 236,000.00

Debt Service



General Ledger
Revenue Budget
Worksheet

General Fund Rev	\$ 10,470,102.00	Total Revenue	\$ 16,957,801.00
General Fund Exp	\$ 10,470,102.00	Total Expenses	\$ 16,957,801.00
Difference	\$ -	Difference	\$ -

Period 01 - 13
Fiscal Year 2023

Account Number	Description	2020 Actual	2021 Actual	2022 Adopted	2023 Adopted	Month to Date 8/31/2023	2023 Projected	2024 Adopted
Debt Service Fund Revenues								
30-41-4100-4101	General Property Taxes	\$ 408,423.00	\$ 500,220.00	\$ 459,968.00	\$ 460,365.00	\$ 460,365.00	\$ 460,365.00	\$ 431,589.00
	Total	\$ 408,423.00	\$ 500,220.00	\$ 459,968.00	\$ 460,365.00	\$ 460,365.00	\$ 460,365.00	\$ 431,589.00
30-48-4800-4818	Transfer From TID#2	\$ 1,082,218.00	\$ 671,075.00	\$ 660,800.00	\$ 647,038.00	\$ 1,647,038.00	\$ 1,647,038.00	\$ -
30-48-4800-4820	Transfer From TID#3	\$ 42,200.00	\$ 31,500.00	\$ 60,900.00	\$ -	\$ -	\$ -	\$ -
30-48-4800-4823	Transfer from Storm Water	\$ 37,213.00	\$ 36,713.00	\$ -	\$ -	\$ -	\$ -	\$ -
	Transfer from ER TID #1	\$ 122,156.00	\$ 122,159.00	\$ 113,424.33	\$ 111,490.00	\$ 111,490.00	\$ 111,490.00	\$ 109,790.00
30-48-4800-4801	Transfer from General Fund	\$ 105,000.00	\$ 50,000.00	\$ -	\$ -	\$ -	\$ -	\$ -
	Transfer from IP (Ready for Reuse)	\$ 71,429.00	\$ 71,429.00	\$ -	\$ -	\$ -	\$ -	\$ -
	Transfer from Debt Service Fund	\$ -	\$ -	\$ -	\$ 3,211.00	\$ 3,211.00	\$ 33,002.00	\$ -
	Total	\$ 1,460,216.00	\$ 982,876.00	\$ 835,124.33	\$ 761,739.00	\$ 1,761,739.00	\$ 1,791,530.00	\$ 109,790.00
30	Debt Service Fund	\$ 1,868,639.00	\$ 1,483,096.00	\$ 1,295,092.33	\$ 1,222,104.00	\$ 2,222,104.00	\$ 2,251,895.00	\$ 541,379.00

General Ledger
Expenditure Budget
Worksheet

Period 01 - 13
Fiscal Year 2024

Account Number	Description	2020 Actual	2021 Actual	2022 Actual	2023 Approved	Month to Date 8/31/2023	2023 Projected	2024 Adopted
Debt Service Fund Expenditures								
	DEBT SERVICE							
30-57-5751-5480	Principal	\$ 1,403,666.52	\$ 1,031,427.39	\$ 1,050,000.00	\$ 1,045,000.00	\$ 1,045,000.00	\$ 1,045,000.00	\$ 410,000.00
30-57-5751-5481	Interest	\$ 306,334.82	\$ 280,239.73	\$ 251,304.51	\$ 177,104.00	\$ 177,104.00	\$ 177,104.00	\$ 131,379.00
	Debt Service Fund	\$ 1,710,001.34	\$ 1,311,667.12	\$ 1,301,304.51	\$ 1,222,104.00	\$ 1,222,104.00	\$ 1,222,104.00	\$ 541,379.00

Capital Improvements & Equipment Replacement Fund



General Ledger
Revenue Budget
Worksheet

General Fund Rev	\$ 10,470,102.00	Total Revenue	\$ 16,957,801.00
General Fund Exp	\$ 10,470,102.00	Total Expenses	\$ 16,957,801.00
Difference	\$ -	Difference	\$ -

Period 01 - 13
Fiscal Year 2023

Account Number	Description	2020 Actual	2021 Actual	2022 Adopted	2023 Adopted	Month to Date 8/31/2023	2023 Projected	2024 Adopted
Capital Improvement Fund Revenues								
TAXES								
41-41-4100-4101	General Property Taxes	\$ 200,000.00	\$ 550,000.00	\$ 450,000.00	\$ 400,000.00	\$ -	\$ 400,000.00	\$ 380,000.00
	Total	\$ 200,000.00	\$ 550,000.00	\$ 450,000.00	\$ 400,000.00	\$ -	\$ 400,000.00	\$ 380,000.00
INTERGOVERNMENTAL REVENUES								
41-47-4700-4701	Interest On Investments	\$ 1,375.16	\$ 162.56	\$ 4,494.19	\$ 1,000.00	\$ 8,005.45	\$ 10,000.00	\$ 10,000.00
	Total	\$ 1,375.16	\$ 162.56	\$ 4,494.19	\$ 1,000.00	\$ 8,005.45	\$ 10,000.00	\$ 10,000.00
OTHER FINANCING SOURCES								
41-48-4800-4823	Fund Balance Applied	\$ -	\$ -	\$ -	\$ -	\$ -	\$ -	\$ 994,100.00
41-48-4800-4830	Contribution fr General Fund Cash	\$ 170,000.00	\$ -	\$ 100,000.00	\$ -	\$ -	\$ -	\$ -
41-48-4800-4831	Contribution from Ready for Reuse (IP)	\$ 120,639.00	\$ 71,429.00	\$ 71,429.00	\$ 71,429.00	\$ -	\$ 71,429.00	\$ 71,429.00
	ARPA Fund Balance	\$ -	\$ -	\$ -	\$ 409,500.00	\$ -	\$ 430,000.00	\$ -
	Total	\$ 290,639.00	\$ 71,429.00	\$ 171,429.00	\$ 480,929.00	\$ -	\$ 501,429.00	\$ 1,065,529.00
41	Capital Improvement Fund	\$ 492,014.16	\$ 621,591.56	\$ 625,923.19	\$ 881,929.00	\$ 8,005.45	\$ 911,429.00	\$ 1,455,529.00

General Ledger
Expenditure Budget
Worksheet

Period 01 - 13
Fiscal Year 2024

Account Number	Description	2020 Actual	2021 Actual	2022 Actual	2023 Approved	Month to Date 8/31/2023	2023 Projected	2024 Adopted
Capital Improvements & Equipment Replacement Fund Expenditures								
CAPITAL OUTLAY								
41-56-5611-5550	Capital Improvement Projects	\$ 123,907.64	\$ 244,382.90	\$ 13,615.50	\$ 2,405,000.00	\$ 423,177.50	\$ 460,000.00	\$ 75,000.00
41-56-5611-5551	Capital Equip Replacement	\$ 106,657.88	\$ 271,663.38	\$ 102,028.11	\$ 205,500.00	\$ 120,403.32	\$ 130,000.00	\$ 379,100.00
41-56-5611-5576	Ready for Reuse (IP)	\$ 120,639.00	\$ 71,429.00	\$ 71,429.00	\$ 71,429.00	\$ 71,429.00	\$ 71,429.00	\$ 71,429.00
41-56-5611-5577	Lincoln Ave - Joint Project COM	\$ 84,100.00	\$ -	\$ -	\$ -	\$ -	\$ -	\$ -
41-56-5611-5578	2023/2024 Greenfield Ave	\$ -	\$ 3,568.40	\$ -	\$ -	\$ -	\$ -	\$ 930,000.00
	Total	\$ 435,304.52	\$ 591,043.68	\$ 187,072.61	\$ 2,681,929.00	\$ 615,009.82	\$ 661,429.00	\$ 1,455,529.00
	Capital Improvement Fund	\$ 435,304.52	\$ 591,043.68	\$ 187,072.61	\$ 2,681,929.00	\$ 615,009.82	\$ 661,429.00	\$ 1,455,529.00

Visitors Bureau/Tourism Expenditures



General Ledger
Revenue Budget
Worksheet

General Fund Rev	\$ 10,470,102.00	Total Revenue	\$ 16,957,801.00
General Fund Exp	\$ 10,470,102.00	Total Expenses	\$ 16,957,801.00
Difference	\$ -	Difference	\$ -

Period 01 - 13
Fiscal Year 2023

Account Number	Description	2020 Actual	2021 Actual	2022 Adopted	2023 Adopted	Month to Date 8/31/2023	2023 Projected	2024 Adopted
Visitors Bureau/Tourism Revenues								
44-41-4100-4103	Room Tax	\$ 87,247.00	\$ 242,873.40	\$ 288,934.89	\$ 200,000.00	\$ 140,000.00	\$ 220,000.00	\$ 260,000.00
44	Visitor Bureau/Tourism Fund	\$ 87,247.00	\$ 242,873.40	\$ 288,934.89	\$ 200,000.00	\$ 140,000.00	\$ 220,000.00	\$ 260,000.00

General Ledger
Expenditure Budget
Worksheet

Period 01 - 13
Fiscal Year 2024

Account Number	Description	2020 Actual	2021 Actual	2022 Actual	2023 Approved	Month to Date 8/31/2023	2023 Projected	2024 Adopted
Visitors Bureau/Tourism Expenditures								
44-51-5191-5458	Improvement Projects	\$ 21,152.81	\$ 33,809.68	\$ 90,356.33	\$ 100,000.00	\$ 95,537.88	\$ 100,000.00	\$ 100,000.00
44-51-5191-5476	Administrative Charges	\$ 2,876.75	\$ 4,163.15	\$ 15,581.00	\$ 20,000.00	\$ 10,000.00	\$ 20,000.00	\$ 25,000.00
44-51-5191-5316	Legal Fees	\$ -	\$ -	\$ 154.70	\$ 1,000.00	\$ -	\$ -	\$ 1,000.00
44-51-5191-5456	Website/Marketing	\$ 7.99	\$ 3,205.77	\$ 7,726.65	\$ 3,000.00	\$ 3,875.76	\$ 5,000.00	\$ 5,000.00
44-51-5191-5510	Addition to Fund Balance	\$ -	\$ 201,694.00	\$ 175,116.21	\$ 76,000.00	\$ 110,586.36	\$ 95,000.00	\$ 129,000.00
	Visitors Bureau/Tourism Expenditures	\$ 24,037.55	\$ 242,872.60	\$ 288,934.89	\$ 200,000.00	\$ 220,000.00	\$ 220,000.00	\$ 260,000.00

Strong Neighborhoods



General Ledger
Revenue Budget
Worksheet

General Fund Rev	\$ 10,470,102.00	Total Revenue	\$ 16,957,801.00
General Fund Exp	\$ 10,470,102.00	Total Expenses	\$ 16,957,801.00
Difference	\$ -	Difference	\$ -

Period 01 - 13
Fiscal Year 2023

Account Number	Description	2020 Actual	2021 Actual	2022 Adopted	2023 Adopted	Month to Date 8/31/2023	2023 Projected	2024 Adopted
Strong Neighborhoods /Affordable Housing TID Extension Program Revenues								
45-48-4800-4827	Transfer from TID Closure	\$ -	\$ -	\$ 97,194.93	\$ -	\$ -	\$ -	\$ 466,000.00
45 Strong Neighborhoods Fund		\$ -	\$ -	\$ 97,194.93	\$ -	\$ -	\$ -	\$ 466,000.00

General Ledger
Expenditure Budget
Worksheet

Period 01 - 13
Fiscal Year 2024

Account Number	Description	2020 Actual	2021 Actual	2022 Actual	2023 Approved	Month to Date 8/31/2023	2023 Projected	2024 Adopted
Strong Neighborhoods /Affordable Housing TID Extension Program Expenditures								
45-48-4800-4827	Affordable Housing Grants	\$ -	\$ -	\$ 97,194.93	\$ -	\$ -	\$ -	\$ 466,000.00
	45 Strong Neighborhoods Fund	\$ -	\$ -	\$ 97,194.93	\$ -	\$ -	\$ -	\$ 466,000.00

Community Development Block Grant Fund



General Ledger
Revenue Budget
Worksheet

General Fund Rev	\$ 10,470,102.00	Total Revenue	\$ 16,957,801.00
General Fund Exp	\$ 10,470,102.00	Total Expenses	\$ 16,957,801.00
Difference	\$ -	Difference	\$ -

Period 01 - 13
Fiscal Year 2023

Account Number	Description	2020 Actual	2021 Actual	2022 Adopted	2023 Adopted	Month to Date 8/31/2023	2023 Projected	2024 Adopted
Community Dev Block Grant Revenues								
INTERGOVERNMENTAL REVENUES								
48-42-4200-4810	Comm Dev Block Grants	\$ 40,000.00	\$ 50,000.00	\$ 103,188.45	\$ 135,000.00	\$ -	\$ 200,783.00	\$ 130,000.00
48	Community Dev Block Grants	\$ 40,000.00	\$ 50,000.00	\$ 103,188.45	\$ 135,000.00	\$ -	\$ 200,783.00	\$ 130,000.00
Revenue Total		\$ 13,770,975.30	\$ 12,117,776.60	\$ 12,182,692.86	\$ 18,034,549.00	\$ 9,878,602.05	\$ 15,701,057.55	\$ 16,957,801.00

General Ledger
Expenditure Budget
Worksheet

Period 01 - 13
Fiscal Year 2024

Account Number	Description	2020 Actual	2021 Actual	2022 Actual	2023 Approved	Month to Date 8/31/2023	2023 Projected	2024 Adopted
Community Dev Block Grants Expenditures								
CONSTRUCTION RELATED EXPENSE								
48-58-5811-5603	Capital Improvements	\$ 40,000.00	\$ 50,000.00	\$ 76,745.00	\$ 75,000.00	\$ 67,122.29	\$ 170,783.00	\$ 100,000.00
48-58-5811-5605	Operations	\$ -	\$ -	\$ 10,000.00	\$ 10,000.00	\$ -	\$ 10,000.00	\$ 10,000.00
48-58-5811-5606	Property Maintenance	\$ -	\$ -	\$ 16,443.45	\$ 20,000.00	\$ -	\$ 20,000.00	\$ 20,000.00
48-58-5811-5607	Home Improvement Program	\$ -	\$ -	\$ -	\$ 30,000.00	\$ -	\$ -	\$ -
	Total	\$ 40,000.00	\$ 50,000.00	\$ 103,188.45	\$ 135,000.00	\$ 67,122.29	\$ 200,783.00	\$ 130,000.00
	Community Dev Block Grants	\$ 40,000.00	\$ 50,000.00	\$ 103,188.45	\$ 135,000.00	\$ 67,122.29	\$ 200,783.00	\$ 130,000.00
Expense Total		\$ 12,456,981.45	\$ 12,588,224.54	\$ 11,506,203.73	\$ 17,980,149.00	\$ 9,112,419.35	\$ 9,871,742.00	\$ 16,957,801.00

Capital Improvement and Equipment Replacement Plan



Village of West Milwaukee
2024-2029
Capital Improvement and Equipment Replacement Plan

Capital Improvement Fund						5 Year	Department
	2024	2025	2026	2027	2028	Total	
Roof Replacement/Maintenance DPW	\$ 20,000	\$ -	\$ 150,000	\$ -	\$ -	\$ 170,000	Public Works
Roof Replacement Fire Station	\$ -	\$ 150,000	\$ -	\$ -	\$ -	\$ 150,000	Public Works
Sidewalk and Alley Repairs	\$ -	\$ 150,000	\$ 150,000	\$ 150,000	\$ 15,000	\$ 465,000	Public Works
Village Hall/Community Centre' Improvements	\$ 5,000	\$ 5,000	\$ 5,000	\$ 5,000	\$ 5,000	\$ 25,000	Public Works
Traffic Calming Solutions	\$ -	\$ 25,000	\$ 25,000	\$ 25,000	\$ 25,000	\$ 100,000	Public Works
Street Lighting Cabinets	\$ 50,000	\$ 50,000	\$ -	\$ -	\$ -	\$ 100,000	Public Works
Greenfield Ave Road Replacement (\$750,000 TID 2)	\$ 930,000	\$ -	\$ -	\$ -	\$ -	\$ 930,000	Public Works
49th Street (National to Greenfield Ave)	\$ -	\$ 150,000	\$ -	\$ -	\$ -	\$ 150,000	Public Works
Beliot Road (55th to 49th)	\$ -	\$ -	\$ -	\$ -	\$ 500,000	\$ 500,000	Public Works
<i>Total Capital Improvement Projects</i>	\$ 1,005,000	\$ 530,000	\$ 330,000	\$ 180,000	\$ 545,000	\$ 2,590,000	

Equipment Replacement	2024	2025	2026	2027	2028	5 Year Total	Department
Patrol Vehicle (Normal Replacement)	\$ 60,000	\$ 60,000	\$ 60,000	\$ 60,000	\$ 60,000	\$ 300,000	Police
Automatic License Plate Reader	\$ -	\$ 18,000	\$ -	\$ -	\$ -	\$ 18,000	Police
Automatic External Defibrillators	\$ -	\$ 4,000	\$ -	\$ -	\$ -	\$ 4,000	Police
Service Weapon Replacement	\$ -	\$ 12,000	\$ -	\$ -	\$ -	\$ 12,000	Police
Live Scan Fingerprint Reader	\$ -	\$ -	\$ 18,000	\$ -	\$ -	\$ 18,000	Police
Radio System	\$ 45,000	\$ 45,000	\$ 45,000	\$ 45,000	\$ 45,000	\$ 225,000	Police
Mobile Squad Computers	\$ -	\$ -	\$ -	\$ 15,000	\$ 15,000	\$ 30,000	Police
Body Armor Replacement	\$ 6,000	\$ 4,000	\$ 4,000	\$ 4,000	\$ 4,000	\$ 22,000	Police
911 PSAP System	\$ 75,000	\$ 130,000	\$ -	\$ -	\$ -	\$ 205,000	Police
Body Worn/Squad Cameras	\$ -	\$ 22,000	\$ -	\$ -	\$ -	\$ 22,000	Police
Carpet - Police	\$ -	\$ -	\$ -	\$ 4,000	\$ -	\$ 4,000	Police
Furniture (Police)	\$ -	\$ 6,000	\$ -	\$ -	\$ -	\$ 6,000	Police
Refuse Truck (2007)	\$ 75,000	\$ 75,000	\$ -	\$ -	\$ -	\$ 150,000	Public Works
Pick-Up with Plow (2003)	\$ 30,000	\$ -	\$ -	\$ 30,000	\$ -	\$ 60,000	Public Works
Trackless Tractor (1981)	\$ -	\$ 50,000	\$ -	\$ -	\$ -	\$ 50,000	Public Works
Bucket Truck (2009)	\$ -	\$ -	\$ 150,000	\$ -	\$ -	\$ 150,000	Public Works
Air Compressor (2006)	\$ -	\$ -	\$ 20,000	\$ -	\$ -	\$ 20,000	Public Works
Air/Heat Make Up Unit Basement (1998)	\$ 50,000	\$ -	\$ -	\$ -	\$ -	\$ 50,000	Public Works
DPW Locator Kit (Utility Locating)	\$ 6,000	\$ -	\$ -	\$ -	\$ -	\$ 6,000	Public Works
Springbrook Software Update	\$ 17,600	\$ -	\$ -	\$ -	\$ -	\$ 17,600	Clerk
PC Workstation Replacement -	\$ 10,000	\$ 10,000	\$ 10,000	\$ 10,000	\$ 10,000	\$ 50,000	All
Telephone System - Village	\$ -	\$ 5,000	\$ 5,000	\$ -	\$ -	\$ 10,000	All
Server Replacement	\$ 4,500	\$ 4,500	\$ 4,500	\$ 4,500	\$ 4,500	\$ 22,500	All
Total Equipment Replacement	\$ 379,100	\$ 445,500	\$ 316,500	\$ 172,500	\$ 138,500	\$ 1,452,100	
Total Capital Imprnt/Equip Replacement Fund	\$ 1,384,100	\$ 975,500	\$ 646,500	\$ 352,500	\$ 683,500	\$ 4,042,100	

Village of West Milwaukee

2024-2029

Capital Improvement and Equipment Replacement Plan

Sanitary Sewer Fund	2024	2025	2026	2027	2028	Total	Department
Manhole Replacement	\$ 30,000	\$ 30,000	\$ 30,000	\$ 30,000	\$ 30,000	\$ 150,000	Public Works
Refuse Truck (2007)	\$ 50,000	\$ 25,000	\$ -	\$ -	\$ -	\$ 75,000	Public Works
Pick-Up with Plow (2003)	\$ 30,000	\$ -	\$ -	\$ 30,000	\$ -	\$ 60,000	Public Works
Trackless Tractor (1981)	\$ -	\$ 50,000	\$ -	\$ -	\$ -	\$ 50,000	Public Works
Air Compressor (2006)	\$ -	\$ -	\$ 20,000	\$ -	\$ -	\$ 20,000	Public Works
Road Projects/Greenfield Ave (MPW to Village/WA Limits)	\$ 15,000	\$ -	\$ -	\$ -	\$ -	\$ 15,000	Public Works
Beliot Road (55th to 49th)	\$ -	\$ -	\$ -	\$ -	\$ 750,000	\$ 750,000	Public Works
<i>Total Sanitary Sewer Fund</i>	\$ 125,000	\$ 105,000	\$ 50,000	\$ 60,000	\$ 780,000	\$ 1,120,000	

Village of West Milwaukee

2024-2029

Capital Improvement and Equipment Replacement Plan

Storm Water Fund	5 Year					Total	Department
	2024	2025	2026	2027	2028		
Catch Basin Replacement	\$ 30,000	\$ 30,000	\$ 30,000	\$ 30,000.00	\$ 3,000.00	\$ 123,000	Public Works
Refuse Truck (2007)	\$ 50,000	\$ 25,000	\$ -	\$ -	\$ -	\$ 75,000	Public Works
Pick-Up with Plow (2003)	\$ 30,000	\$ -	\$ -	\$ 30,000	\$ -	\$ 60,000	Public Works
Trackless Tractor (1981)	\$ -	\$ 50,000	\$ -	\$ -	\$ -	\$ 50,000	Public Works
Air Compressor (2006)	\$ -	\$ -	\$ 20,000	\$ -	\$ -	\$ 20,000	Public Works
Sweeper (2010)	\$ -	\$ 275,000	\$ -	\$ -	\$ -	\$ 275,000	Public Works
Road Projects/Greenfield Ave (MPW to Village/WA Limits)	\$ 350,000	\$ -	\$ -	\$ -	\$ -	\$ 350,000	Public Works
Beliot Road (55th to 49th)	\$ -	\$ -	\$ -	\$ -	\$ 750,000	\$ 750,000	Public Works
<i>Total Storm Water</i>	\$ 460,000	\$ 380,000	\$ 50,000	\$ 60,000	\$ 753,000	\$ 1,703,000	

Village of West Milwaukee
2024-2029
Capital Improvement and Equipment Replacement Plan

CDBG Fund	2024	2025	2026	2027	2028	5 Year Total	Department
Fire Station (Electrical, Plumbing)	\$ 50,000	\$ -	\$ -	\$ -	\$ -	\$ 50,000	Fire House/DPW
Fire House Interior	\$ 50,000		\$ 50,000	\$ 50,000	\$ 50,000	\$ 200,000	Fire House/DPW
Fire House Windows	\$ -	\$ 50,000	\$ -	\$ -	\$ -	\$ 50,000	Fire House/DPW
Fire House Boiler	\$ -	\$ -	\$ 50,000	\$ -	\$ -	\$ 50,000	Fire House/DPW
Community Centre Improvement (Sidewalks)	\$ -	\$ 50,000		\$ -	\$ -	\$ 50,000	CC/DPW
Community Centre Improvement	\$ -	\$ -	\$ -	\$ 50,000	\$ 50,000	\$ 100,000	CC/DPW
Operations	\$ 10,000	\$ 10,000	\$ 10,000	\$ 10,000	\$ 10,000	\$ 50,000	CC/DPW
Property Maintenance	\$ 20,000	\$ 20,000	\$ 20,000	\$ 20,000	\$ 20,000	\$ 100,000	Village
Home Improvement Program	\$ -	\$ 30,000	\$ -	\$ 30,000	\$ -	\$ 60,000	Village
Total CDBG Fund	\$ 130,000	\$ 160,000	\$ 130,000	\$ 160,000	\$ 130,000	\$ 710,000	

*Total Capital Improvement Projects
and Equipment Replacement* **\$ 2,099,100 \$ 1,620,500 \$ 876,500 \$ 632,500 \$ 2,346,500 \$ 7,575,100**